


Recanati, li 28 marzo 2012



Oggetto: Prodotti iGuzzini rispondenti a Legge Regionale Piemonte n. 31 del 24.03.2000 (riferita alla norma UNI 10819). Disposizioni per la prevenzione e lotta all' inquinamento luminoso e per il corretto impiego delle risorse energetiche.


Si dichiara che, le seguenti serie di prodotti iGuzzini, sono conformi ai seguenti criteri di valutazione degli apparecchi per la limitazione della dispersione verso l'alto del flusso luminoso:


1. Entro un raggio di 5 Km dal centro di osservazione astronomica (zona1) gli impianti di illuminazione devono emettere verso l' emisfero superiore una percentuale di flusso rispetto al totale emesso pari a 1%.









Prodotti Fissi



Serie		Codice	Potenza	Attacco	Lampada
Argo (Tilt = 2°)		7860	150W	E40	HIT (CDO-TT) HST
		7861	250W	E40	HST
		7877	250W	E40	HIT
		7670	150W	E40	HIT (CDO-TT) HST
		7671	250W	E40	HIT HST
		B161	100W	E40	HST HIT (CDO-TT)
		B162	100W	E40	HST HIT (CDO-TT)
		BC84	140W	PGZ12	CPO-TW
		BC92	140W	PGZ12	CPO-TW
		BC85	150W	Rx7s	HST-DE
		BC88	150W	Rx7s	HST-DE
		BC91	150W	Rx7s	HST-DE HIT-DE
		BC93	150W	Rx7s	HST-DE
		BD01	150W	Rx7s	HST-DE
		BD04	150W	Rx7s	HST-DE
		BC85	150W	Rx7s	HIT-DE
		BD00	150W	Rx7s	HIT-DE
		BD03	150W	Rx7s	HIT-DE
		BC83	100W	E40	HST HIT CDO-TT
		BC86	100W	E40	HST


Argo (Tilt = 2°)		BC97	100W	E40	HST HIT CDO-TT
		BC90	70W	Rx7s	HST-DE
		BC87	60W	PGZ12	CPO-TW
		BC94	60W	PGZ12	CPO-TW
		BC82	70W	E27	HST HIT CDO-TT
		BC96	70W	E27	HST HIT CDO-TT
		BC89	70W	Rx7s	HIT-DE
		BC90	70W	Rx7s	HIT-DE
		BD86	50W	E27	HST HIT CDO-TT
		BC95	33W	E27	TC-TSE
		BD95	39x1W		LED Cool White
		BD96	59x1W		LED Cool White
		BD97	39x1W		LED Cool White
		BD98	59x1W		LED Cool White
		BF02	39x1W		LED Neutral White
		BF03	59x1W		LED Neutral White
		BF49	39x1W		LED Cool White
		BF50	59x1W		LED Cool White
		BF51	39x1W		LED Cool White
		BF52	59x1W		LED Cool White
		BF60	39x1W		LED Neutral White
		BF61	59x1W		LED Neutral White
		7010	48x1W		LED Cool White
BF06	48x1W		LED Neutral White		
BF57	48x1W		LED Cool White		
BF64	48x1W		LED Neutral White		
Delo (Tilt = 2°)		B159	100W	E40	HST HIT (CDO-TT)
		B160	100W	E40	HST HIT (CDO-TT)





Delphi (Tilt = 2°)		7875	250W	E40	HIT
		7324	250W	E40	HIT
		BF81	400W	E40	HST
		BF21	315W	PGZ18	CDM-T(Elite)
		BF25	315W	PGZ18	CDM-T(Elite)
		BF20	250W	E40	HST HIT CDO-TT
		BF24	250W	E40	HST
		BC59	140	PGZ12	CPO-TW
		BC67	140W	PGZ12	CPO-TW
		BF77	140W	PGZ12	CPO-TW
		BF80	140W	PGZ12	CPO-TW
		BC60	150W	Rx7s	HST-DE HIT-DE
		BC63	150W	Rx7s	HST-DE
		BC66	150W	Rx7s	HST-DE HIT-DE
		BC68	150W	Rx7s	HST-DE
		BC76	150W	Rx7s	HST-DE
		BC79	150W	Rx7s	HST-DE
		BF19	150W	E40	HST HIT CDO-TT
		BF22	150W	E40	HST
		BF23	150W	E40	HST HIT CDO-TT
		BF26	150W	E40	HST
		BC75	150W	Rx7s	HIT-DE
		BC78	150W	Rx7s	HIT-DE
		BC60	150W	Rx7s	HIT-DE
		BC58	100W	E40	HST HIT CDO-TT
		BC61	100W	E40	HST
		BC72	100W	E40	HST HIT CDO-TT
		BC65	70W	Rx7s	HST-DE


Delphi (Tilt = 2°)		BC62	60W	PGZ12	CP0-TW
		BC69	60W	PGZ12	CP0-TW
		BC57	70W	E27	HST HIT CDO-TT
		BC71	70W	E27	HST HIT CDO-TT
		BC64	70W	Rx7s	HIT-DE
		BC65	70W	Rx7s	HIT-DE
		BC56	35W	G12	HCI-T HIT CDM-T
		BC70	33W	E27	TC-TSE
		BD91	39x1W		LED Cool White
		BD92	59x1W		LED Cool White
		BD93	39x1W		LED Cool White
		BD94	59x1W		LED Cool White
		BF00	39x1W		LED Neutral White
		BF01	59x1W		LED Neutral White
		BF11	84x1W		LED Cool White
		BF12	98x1W		LED Cool White
		BF13	84x1W		LED Cool White
		BF14	98x1W		LED Cool White
		BF17	84x1W		LED Neutral White
		BF18	98x1W		LED Neutral White
		BF45	39x1W		LED Cool White
		BF46	59x1W		LED Cool White
		BF47	39x1W		LED Cool White
		BF48	59x1W		LED Cool White
		BF58	39x1W		LED Neutral White
		BF59	59x1W		LED Neutral White
		BF69	84x1W		LED Cool White
		BF70	98x1W		LED Cool White
		BF71	84x1W		LED Cool White




		BF75	84x1W		LED Neutral White
		BF76	98x1W		LED Neutral White
		BF72	98x1W		LED Cool White
Arc		7208 7209	13W 26W	G24d-1 G24d-3	TC-D TC-D
Bliz		7288	26W	G24d-3	TC-D
Kriss		5634 5647 5688	150W 100W 70W	Rx7s G12 G12	QT-DE HST (SDW-T) HIT (BLV)
Flaminia a		B051	70W	Rx7s	HIT-DE HST-DE
		B052	70W	Rx7s	HIT-DE HST-DE
		B053	70W	Rx7s	HIT-DE HST-DE
		B054	150W	Rx7s	HIT-DE HST-DE
		B055	150W	Rx7s	HIT-DE HST-DE
		B056	150W	Rx7s	HIT-DE HST-DE
Salaria	  	B261	70W	E27	HST HIT (CDO-TT)
		B262	100W	E40	HST HIT (CDO-TT)
		B263	150W	E40	HST HIT (CDO-TT)
		B208	70W	E27	HST CDO-TT
		B209	100W	E40	HST CDO-TT
		B210	150W	E40	HST CDO-TT
Walky- Miniwalky		7110 7133 BG00 BG01 BG02 BG03	7/9W 18W 7x1W 7x1W 7x1W 7x1W	G23 2G11	TC TC-L LED Neutral White LED Warm White LED Neutral White LED Warm White


iRound		BE59	150W		HCI-T HIT CDM-T
		BE58	150W		HIT CDM-T
		BE56	70W		HCI-T
		BE57	70W		HCI-T HIT CDM-T
		BE56	70W		HIT CDM-T
		BE64	70W		HIT CDM-T
		BE63	35W		HCI-T
		BE67	32W		TC-TEL
		BE50	35W		HI-PAR 51
		BE67	26W		TC-TEL
		BE62	100W		PAR 30S
		BE60	17W		PL-R
		BE51	35/50W		QR-CBC 51
		BE52	6x1W		LED Neutral White
		BE53	6x1W		LED Warm White
		BE54	6x1W		LED Neutral White
BE55	6x1W		LED Warm White		
iWay		B633	35W	G12	HIT
		B636	35W	G12	HIT
		B635	20W	G12	HIT(CDM-Tm)
		B634	35W	G12	HIT
		B637	35W	G12	HIT
		B638	70W	G12	HIT
		B639	20W	PGJ5	HIT(CDM-Tm)
		B640	20W	PGJ5	HIT(CDM-Tm)
		B641	35W	G12	HIT
		B644	35W	G12	HIT
		B643	20W	G12	HIT(CDM-Tm)
		B642	35W	G12	HIT
		B645	35W	G12	HIT

iWay		B646	70W	G12	HIT
		B647	20W	PGJ5	HIT(CDM-Tm)
		B648	20W	PGJ5	HIT(CDM-Tm)
		B461	35W	G12	HIT
		B463	20W	G12	HIT (CDM-Tm)
		B462	35W	G12	HIT
		B464	35W	G12	HIT
		B465	35W	G12	HIT
		B466	70W	G12	HIT
		B468	20W	PGJ5	HIT (CDM-Tm)
		B469	4x1W	PGJ5	Led bianco
		B470	4x1W	PGJ5	Led rosso
		B471	4x1W	PGJ5	Led blu
		B472	20W	PGJ5	HIT (CDM-Tm)
		B474	18W	G24q-2	TC-DEL
		B473	26W 32W 42W	G24q-2 G24q-4 G24q-4	TC-DEL TC-TEL TC-TEL
		B475	26W 32W 42W	G24q-2 G24q-4 G24q-4	TC-DEL TC-TEL TC-TEL
		B481	35W	G12	HIT
		B483	20W	G12	HIT (CDM-Tm)
		B482	35W	G12	HIT
		B484	350W	G12	HIT
		B485	35W	G12	HIT
		B486	70W	G12	HIT
		B488	20W	PGJ5	HIT (CDM-Tm)
		B489	4x1W	PGJ5	Led bianco
		B490	4x1W	PGJ5	Led rosso
		B491	4x1W	PGJ5	Led blu
B492	20W	PGJ5	HIT (CDM-Tm)		




Nuvola Speciale		Su Richiesta	Su Richiesta	Su Richiesta	Su Richiesta
Radius		7366	70W	Rx7s	HIT-DE HST-DE
		7368	70W	Rx7s	HIT-DE HST-DE
iRoll 65		BA05	20W	G 8.5	HIT
		BA06	20W	G 8.5	HIT
		BA15	75W	E-27	PAR30
		BA16	18W	GX24q-2	TC-TEL
		BA19	20W	G 8.5	HIT
		BA20	20W	G 8.5	HIT
		BA27	75W	E-27	PAR30
		BA28	18W	GX24q-2	TC-TEL
		BA32	35W	G 8.5	HIT
		BA33	70W	G 8.5	HIT
		BA34	70W	G 8.5	HIT
		BA35	2X20W	PGJ5	HIT
		BA36	2X20W	PGJ5	HIT
		BA37	2X20W	PGJ5	HIT
		BA09	35W	G12	HIT
		BA13	35W	G12	HIT
		BA17	23W	E-27	TC-TSE
		BA23	35W	G12	HIT
		BA29	23W	E-27	PAR30
		BA38	2X20W	PGJ5	HIT
		B761	150W	G12	HIT
		B763	150W	G12	HIT
		B766	100W	E27	PAR-30
		B767	26/32/42W	GX24q-3/4	TC-TEL
		B768	26/32W	GX24q-3/4	TC-TEL
		B775	100W	E27	PAR30
		B776	26/32/40W	GX24q-3/4	TC-TEL
		B777	26/32W	GX24q-3/4	TC-TEL
		B783	150W	G12	HIT
		B784	2x70W	G18.5	HIT
		B785	2x70W	G18.5	HIT
		B786	2x70W	G18.5	HIT
		B756	70W	G12	HIT
		B759	70W	G12	HIT
B760	70W	G12	HIT		
B762	150W	G12	HIT		
B764	150W	G12	HIT		
B765	150W	G12	HIT		
B771	70W	G12	HIT		
B827	2x70W	G18.5	HIT		
MicroRoll 65		B479	3 x 1.5 W		LED Neutral White
		BA80	3 x 1.5 W		LED Warm White
		BA82	3 x 1.5 W		LED Neutral White
		BA83	3 x 1.5 W		LED Warm White
		BA85	3 x 1.5 W		LED Neutral White
		BA86	3 x 1.5 W		LED Warm White
		BA88	3 x 1.5 W		LED Neutral White
		BA89	3 x 1.5 W		LED Warm White



Sistema Cut-Off		BD85	50W	E27	HST HIT(CDO-TT)
		BC57	70W	E27	HST HIT(CDO-TT)
		BC58	100W	E40	HST HIT(CDO-TT)
		BC60	150W	Rx7s	HIT-DE HST-DE
		BC61	100W	E40	HST (Bi-Energy)
		BC63	150W	Rx7s	HST-DE (Bi-Energy)
		BC56	35W	G12	HIT
		BC59	140W	PGZ12	CPO-TW
		BC62	60W	PGZ12	CPO-TW
		BC64	70W	Rx7s	HIT-DE HST-DE
		BC65	70W	Rx7s	HIT-DE HST-DE
		BC66	150W	Rx7s	HIT-DE HST-DE
		BC68	150W	Rx7s	HST-DE (Bi-Energy)
		BC67	140W	PGZ12	CPO-TW
		BC69	60W	PGZ12	CPO-TW
		BC70	33W	E27	EL Philips
		BD86	50W	E27	HST HIT(CDO-TT)
		BC82	70W	E27	HST HIT(CDO-TT)
		BC83	100W	E40	HST HIT(CDO-TT)
		BC85	150W	Rx7s	HIT-DE HST-DE
		BD86	100W	E40	HST (Bi-Energy)
		BC88	150W	Rx7s	HST-DE (Bi-Energy)
		BC81	35W	G12	HIT
		BC84	140W	PGZ12	CPO-TW
		BC87	60W	PGZ12	CPO-TW





Sistema Cut-Off		BC89	70W	Rx7s	HIT-DE HST-DE
		BC90	70W	Rx7s	HIT-DE HST-DE
		BC91	150W	Rx7s	HIT-DE HST-DE
		BC93	150W	Rx7s	HST-DE (Bi-Energy)
		BC92	140W	PGZ12	CPO-TW
		BC94	60W	PGZ12	CPO-TW
		BC95	33W	E27	EL Philips
Pixy LED		BF94	3x1W		LED Neutral White
		BF95	3x1W		LED Warm White
		BF98	3x1W		LED Neutral White
		BF99	3x1W		LED Warm White
		BF96	3x1W		LED Neutral White
		BF97	3x1W		LED Warm White
Crown		BG54	50W	E27	HST HIT-CE
		BG55	70W	E27	HST HIT-CE
		BG56	100W	E40	HST HIT-CE
		BG57	150W	E40	HST HIT-CE
		BG58	250W	E40	HST HIT-CE
		BG59	60W	PGZ12	CPO-TW
		BG60	90W	PGZ12	CPO-TW
		BG65	70W	Rx7s	HST-DE HIT-DE HIT-DE-CE
		BG66	150W	Rx7s	HST-DE HIT-DE HIT-DE-CE
		BG67	250W	G12	HIT-CE
		BG68	250W	E40	HST HIT-CE
		BG69	60W	PGZ12	CPO-TW
		BG70	90W	PGZ12	CPO-TW
		BG71	70W	G12	HIT-CE
		BG72	100W	G12	HIT-CE



		BG73	150W	G12	HIT-CE
		BG74	250W	G12	HIT-CE
		BG75	250W	E40	HST HIT-CE
		BG76	70W	E27	HST HIT-CE
		BG77	150W	E40	HSE HIE-CE
		BG78	60W	PGZ12	CPO-TW
		BG79	90W	PGZ12	CPO-TW
		BG95	100W		LED Neutral White
		BG61	50W		LED Neutral White
		BG62	70W		LED Neutral White
		BG63	101W		LED Neutral White
		BG64	105W		LED Neutral White
		BG80	56W		LED Fortimo 4000K
		BG81	59W		LED Fortimo 4000K
Street		BG82	50W	E27	HST HIT-CE
		BG83	70W	E27	HST HIT-CE
		BG84	100W	E40	HST HIT-CE
		BG85	150W	E40	HST HIT-CE
		BG86	60W	PGZ12	CPO-TW
		BG87	90W	PGZ12	CPO-TW
		BG88	140W	PGZ12	CPO-TW
		BG93	100W	E40	HST-CE
		BG94	150W	E40	HST-CE



Prodotti Orientabili - Per orientamenti di 0° rispetto alla verticale - verso il basso:



Serie		Codice	Potenza	Attacco	Lampada
Platea		7376	2x26W	Gx24d-3	TC-T
		7377	70W	Rx7s	HIT-DE HST-DE
		7378	150W	Rx7s	HIT-DE HST-DE
		7393	300W	Rx7s	QT-DE12
		7395	250W	Fc2	HIT-DE
		7379	70W	Rx7s	HIT-DE HST-DE
		7392	300W	Rx7s	QT-DE12
		7394	250W	Fc2	HIT-DE
		7380	150W	Rx7s	HIT-DE HST-DE
		7444	70W	G12	HIT
		7445	150W	G12	HIT
		7698	70W	Rx7s	HIT-DE HST-DE
		7699	150W	Rx7s	HIT-DE HST-DE
		7499	250W	G12	HIT(CDM-T)
		7387	70W	G12	HIT
		7388	150W	G12	HIT
		7396	70W	Rx7s	HIT-DE
		7397	150W	Rx7s	HIT-DE
		7369	250W	Fc2	HIT-DE
		7399	150W	G12	HIT
Linealuce		7869	10x10W	SV 8.5	XENON
		7872	16x10W	SV 8.5	XENON
		7862	14W	G5	T16
		7863	21W	G5	T16
		7864	28W	G5	T16
		7865	35W	G5	T16
		B857	21W	G5	T16
		B858	28W	G5	T16
		B859	35W	G5	T16
		B861	21W	G5	T16
		B862	28W	G5	T16
		B863	35W	G5	T16
		B865	21W	G5	T16
		Linealuce			



		B866 B867	28W 35W	G5 G5	T16 T16
Linealuce Led Monocromatico 		BD65	28x1W		LED Neutral White
		BD66	28x1W		LED Warm White
		BD69	28x1W		LED Neutral White
		BD70	28x1W		LED Warm White
		BB81	21x1W		LED Neutral White
		BB82	21x1W		LED Warm White
		BB83	30x1W		LED Neutral White
		BB84	30x1W		LED Warm White
		BB87	21x1W		LED Neutral White
		BB88	21x1W		LED Warm White
		BB89	30x1W		LED Neutral White
		BB90	30x1W		LED Warm White
		BB66	14x1W		LED Neutral White
		BB67	21x1W		LED Neutral White
		BB68	28x1W		LED Neutral White
		BB69	7x1W		LED Neutral White
		BB70	14x1W		LED Neutral White
		BB71	21x1W		LED Neutral White
		BB72	28x1W		LED Neutral White
		BA52	14x1W		LED Cold White
		BA53	14x1W		LED Warm White
		BA54	14x1W		LED Blu
		BA55	21x1W		LED Cold White
		BA56	21x1W		LED Warm White
		BA57	21x1W		LED Blu
		BA58	28x1W		LED Cold White
		BA59	28x1W		LED Warm White
		BA60	28x1W		LED Blu
		BA61	14x1W		LED Cold White
		BA62	14x1W		LED Warm White
		BA63	14x1W		LED Blu
		BA64	21x1W		LED Cold White
		BA65	21x1W		LED Warm White
		BA66	21x1W		LED Blu
		BA67	28x1W		LED Cold White
		BA68	28x1W		LED Warm White
		BA69	28x1W		LED Blu
		B745	7x1W		LED Warm White
		B650	7x1W		LED Blu
		B747	14x1W		LED Warm White
	B660	14x1W		LED Blu	
	B749	21x1W		LED Warm White	
	B670	21x1W		LED Blu	
	B751	28x1W		LED Warm White	
	B680	28x1W		LED Blu	
	B654	7x1W		LED	
	B746	7x1W		LED Warm White	
	B655	7x1W		LED Blu	
	B748	14x1W		LED Warm White	
	B665	14x1W		LED Blu	
	B750	21x1W		LED Warm White	
	B675	21x1W		LED Blu	
	B752	28x1W		LED Warm White	
	B685	28x1W		LED Blu	
Linealuce Led RGB 		BA76	15x1W	DALI 48Vdc	LED RGB
		BA77	21x1W	DALI 48Vdc	LED RGB
		BA78	30x1W	DALI 48Vdc	LED RGB
		BA70	15x1W	DALI 48Vdc	LED RGB
		BA71	21x1W	DALI 48Vdc	LED RGB


		7353 7354 7355 7356	50W 50W 75W 75W	GY6.35 GY6.35 GY6.35 GY6.35	QT12 QT12 QT12 QT12
Woody LED		BA40 BA41 BA42 BA43 BA24	12x1W 12x1W 12x1W 12x1W 12x1W		LED Neutral White LED Neutral White LED Neutral White LED Neutral White LED RGB
Miniwoody		B590 B587 B591 B589 B582 B583 B592 B584 B583 B592	3W 3W 3W 3W 20W 20W 20W 35/50W 35/50W 35/50W	PGJ5 PGJ5 PGJ5 GY6.35 GY6.35 GY6.35	LED Warm White LED Blu LED Warm White LED Blu HIT (CDM-Tm) HIT (CDM-Tm) HIT (CDM-Tm) QT12 QT12 QT12
Miniwoody LED		BB22 B590 B587 BB23 B591 B589	3x1 3x1 3x1 3x1 3x1 3x1		LED Neutral White LED Warm White LED Blu LED Neutral White LED Warm White LED Blu
Lavinia		BD87 BD89 BD88 BD90 B213 B214 B215 B217 B218 B413 B414 B420 B415 B416 B425	39x1W 39x1W 59x1W 59x1W 250W 250W 400W 250W 400W 70W 70W 140W 150W 250W 70W	 E40 E40 E40 Fc2 Fc2 Rx7s E27 PGZ12 Rx7s G12 Rx7s	LED Cool White LED Cool White LED Cool White LED Cool White HIT (Osram-BLV) HST HIT (PHILIPS) HST-DE HIT-DE HIT-DE HIT-DE HST-DE HST-DE HIT (CDO-TT) HST (CPO-TW) HIT-DE HST-DE HIT (CDM-T) HIT-DE HST-DE



Lavinia		B426	70W	E27	HST HIT (CDO-TT)
		B432	140W	PGZ12	HST (CPO-TW)
		B427	150W	Rx7	HIT-DE HST-DE
		B428	250W	G12	HIT (CDM-T)
		B411	100W	E40	HST HIT (CDO-TT)
		B412	150W	E40	HST HIT (CDO-TT)
		BD87	39x1W		LED Cool White
		BD88	59x1W		LED Cool White
		BD89	39x1W		LED Cool White
		BD90	59x1W		LED Cool White
		BF04	39x1W		LED Neutral White
		BF05	59x1W		LED Neutral White
		BF07	84x1W		LED Cool White
		BF08	98x1W		LED Cool White
		BF09	84x1W		LED Cool White
		BF10	98x1W		LED Cool White
		BF15	84x1W		LED Neutral White
		BF16	98x1W		LED Neutral White
		BF62	39x1W		LED Neutral White
		BF63	59x1W		LED Neutral White
		BF65	84x1W		LED Cool White
		BF66	98x1W		LED Cool White
		BF67	84x1W		LED Cool White
		BF68	98x1W		LED Cool White
		BF73	84x1W		LED Neutral White
		BF74	98x1W		LED Neutral White
		BF53	39x1W		LED Cool White
BF54	59x1W		LED Cool White		
BF55	6x1W		LED Cool White		
BF56	59x1W		LED Cool White		
iTeka		B787	150W	R7s	QT-DE
		B788	20W	PGJ5	CDM-Tm
		B789	35W	G12	HIT
		B790	13W	GX24q-1	TC-TEL
		BA03	20W	PGJ5	CDM-Tm
		BA04	35W	G8.5	HIT
		B794	150W	R7s	QT-DE
		B795	20W	PGJ5	CDM-Tm
		B797	35W	G12	HIT
		B796	20W	PGJ5	CDM-Tm
		B798	35W	G8.5	HIT
		B799	150W	R7s	QT-DE
		B800	13W	GX24q-1	TC-TEL
		B804	20W	PGJ5	CDM-Tm
		B805	35W	G8.5	HIT
		B806	2x150W	R7s	QT-DE
		B807	2x13W	GX24q-1	TC-TEL
		B811	2x20W	PGJ5	CDM-Tm
		B812	2x35W	G8.5	HIT
		B813	20W	PGJ5	CDM-Tm
B814	35W	G12	HIT		


iTeka		B815 B816 B817 B818 B819 B820 B821 B822 BC35 BC37 BC39 BC41 B791 B801 BC47 B808 BC49	150W 20W 35W 2x20W 2x35W 2x150W 2x20W 2X35W 35W 35W 2X35W 2X35W 24x1 W 24x1 W 24x1 W 2x(24x1 W) 2x(24x1 W)	R7s PGJ5 G8.5 PGJ5 G12 R7s PGJ5 G8.5 G12 G8.5 G12 G8.5	QT-DE CDM-Tm HIT CDM-Tm HIT QT-DE CDM-Tm HIT HIT HIT HIT LED Cool White LED Cool White LED Cool White LED Cool White LED Cool White
Maxiwoody		5614 5615 5616 5617 5618 5619 5620 5621 5622 5623 5624 5650 5651 5652 5653 5654 5684 5658 5659	70W 70W 60W 60W 150W 150W 140W 140W 250W 250W 250W 70W 70W 70W 70W 70W 150W 150W	G12 G12 PGZ12 PGZ12 G12 G12 PGZ12 PGZ12 G12 G12 G12 G12 G12 E27 E27 E27 E27 Rx7s G12 G12	CDM-T CDM-T CPO-TW CPO-TW CDM-T CDM-T CPO-TW CPO-TW CDM-T CDM-T CDM-T HIT HIT (CDM-T) HIT(CDM-T) HIE/C HIE/M HST HIT(CDO-TT) HSE HIE(CDO-ET) HIT-DE HST-DE HIT HIT (CDM-T) HIT(CDM-T)


Maxiwoody		5660	150W	E27	HIE/C HIE/M
		5661	100W	PG 12-1	HST (SDW-T)
		5662	100W	PG 12-1	HST (SDW-T)
		5666	150W	Rx7s	HIT-DE HST-DE
		5667	250W	E40	HIT
		5668	250W	E40	HIT
		5669	250W	E40	HIE HSE
		5670	250W	E40	HST
		5671	400W	E40	HIT
		5672	400W	E40	HIT HST
		5673	400W	E40	HIT
		5674	400W	E40	HIE HSE
		5675	70W	G12	HIT HIT (CDM-T)
		5676	70W	G12	HIT(CDM-T)
		5677	70W	E27	HIE/C HIE/M
		5678	70W	E27	HST HIT(CDO-TT)
		5679	70W	E27	HSE HIE(CDO-ET)
		5685	70W	Rx7s	HIT-DE HST-DE
		5680	150W	G12	HIT HIT (CDM-T)
		5681	150W	G12	HIT(CDM-T)
5682	150W	E27	HIE/C HIE/M		
5683	150W	Rx7s	HIT-DE HST-DE		
Maxiwoody Compact		6140	70W	G12	HCI-T HIT CDM-T
		6141	70W	G12	HCI-T HIT CDM-T

		6143	70W	G12	HCI-T HIT CDM-T
		6142	70W	G12	HIT CDM-T
		6139	35W	G12	HCI-T HIT CDM-T
		6138	35W	G12	HIT CDM-T
		6145	42/32/26W	GX24q-4/3	TC-TEL
		6144	17W	GX24q-1	TC-TEL
		6146	24x1W		LED Neutral White
		6147	24x1W		LED Warm White
		6148	24x1W		LED Neutral White
		6149	24x1W		LED Warm White
		B150	24x1W		LED Cool White
		B151	24x1W		LED Warm White
Multiwoody		5650	70W	G12	HIT(Osram) HIT(CDM-T)
		5651	70W	G12	HIT(CDM-T)
		5652	70W	E27	HIE/C(Osram) HIE/M(Osram)
		5653	70W	E27	HST HIT(CDO-TT)
		5654	70W	E27	HSE HIE(CDO-ET)
		5684	70W	Rx7s	HIT-DE HST-DE
		5658	150W	G12	HIT(Osram) HIT(CDM-T)
		5659	150W	G12	HIT(CDM-T)
		5660	150W	E27	HIE/C(Sylvania) HIE/M(Sylvania)
		5661	100W	PG12-1	HST (SDW-T)
		5662	100W	PG12-1	HST (SDW-T)
Citywoody		5675	70W	G12	HIT(Osram) HIT(CDM-T)
		5676	70W	G12	HIT(CDM-T)
		5677	70W	E27	HIE/C (Osram) HIE/M (Osram)
		5678	70W	E27	HST HIT(CDO-TT)
		5679	70W	E27	HSE HIE(CDO-ET)

		5685	70W	Rx7s	HIT-DE HST-DE
		5680	150W	G12	HIT(Osram) HIT(CDM-T)
		5681	150W	G12	HIT(CDM-T)
		5682	150W	E27	HIE/C(Sylvania) HIE/M(Sylvania)
		5683	150W	Rx7s	HIT-DE HST-DE
Frameworkoody		5650	70W	G12	HIT(Osram) HIT(CDM-T)
		5651	70W	G12	HIT(CDM-T)
		5652	70W	E27	HIE/C(Osram) HIE/M(Osram)
		5653	70W	E27	HST HIT(CDO-TT)
		5654	70W	E27	HSE HIE(CDO-ET)
		5655	80W	E27	HME
		5684	70W	Rx7s	HIT-DE HST-DE
		5675	70W	G12	HIT(Osram) HIT(CDM-T)
		5676	70W	G12	HIT(CDM-T)
		5677	70W	E27	HIE/C(Osram) HIE/M(Osram)
		5678	70W	E27	HST HIT(CDO-TT)
		5679	70W	E27	HSE HIE(CDO-ET)
		5685	70W	Rx7s	HIT-DE HST-DE
		5658	150W	G12	HIT(Osram) HIT(CDM-T)
		5659	150W	G12	HIT(CDM-T)
		5660	150W	E27	HIE/C (Sylvania) HIE/M (Sylvania)
		5661	100W	PG12-1	HST (SDW-T)
5662	100W	PG12-1	HST (SDW-T)		
5663	125W	E27	HME		

Frameworkoody 	5666	150W	Rx7s	HIT-DE HST-DE
	5680	150W	G12	HIT(Osram) HIT(CDM-T)
	5681	150W	G12	HIT(CDM-T)
	5682	150W	E27	HIE/C (Sylvania) HIE/M (Sylvania)
	5683	150W	Rx7s	HIT-DE HST-DE
iPro 	BD32	20W	PGJ5	HIT (CDM-Tm)
	BD33	20W	PGJ5	HIT (CDM-Tm)
	BD34	9x1W		LED Neutral White
	BD35	9x1W		LED Warm White
	BD36	9x1W		LED Neutral White
	BD37	9x1W		LED Warm White
	BD38	50W	12V	QR-CBC51
	BD40	35W	G8.5	HIT
	BD41	35W	G8.5	HIT
	BD42	35W	G8.5	HIT
	BD43	35W	G8.5	HIT
	BD44	35W	G8.5	HIT
	BD45	35W	G8.5	HIT
	BD46	16x1W		LED Neutral White
	BD47	16x1W		LED Warm White
	BD48	16x1W		LED Neutral White
	BD49	16x1W		LED Warm White
	BD52	70W	G12	HIT
	BD53	70W	G12	HIT
	BD54	70W	G12	HIT
	BD55	70W	Rx7s	HIT-DE
	BD56	70W	G12	HIT
	BD57	70W	G12	HIT
BD58	70W	G12	HIT	




iPro		BD59	50W	G12	HIT
		BD61	150W	G12	HIT
		BD62	150W	Rx7s	HIT HST-DE
		BD59	150W	G12	HCI-T HIT CDM-T
		BD61	150W	G12	HCI-T HIT CDM-T
		BD62	150W	Rx7s	HST-DE HIT- DE
		BD52	70W	G12	HCI-T HIT- CDM-T
		BD53	70W	G12	HIT- CDM-T
		BD54	70W	G12	HCI-T HIT- CDM-T
		BD56	70W	G12	HCI-T HIT- CDM-T
		BD57	70W	G12	HIT- CDM-T
		BD58	70W	G12	HIT- CDM-T
		BD55	70W	Rx7s	HIT-DE
		BD40	35W	G8,5	HIT HCI-TC HIT CDM-TC
		BD41	35W	G8,5	HIT HCI-TC HIT CDM-TC
		BD42	35W	G8,5	HIT HCI-TC HIT CDM-TC
		BD43	35W	G8,5	HIT HCI-TC HIT CDM-TC
		BD44	35W	G8,5	HIT HCI-TC HIT CDM-TC
		BD45	35W	G8,5	HIT HCI-TC HIT CDM-TC
		BD32	20W	PGJ5	CDM-tm
		BD33	20W	PGJ5	CDM-tm
		BD38	50W	GU5,3	QR-CBC 51
		BD34	9x1W		LED Neutral White
		BD35	9x1W		LED Warm White


		BD36	9x1W		LED Neutral White
		BD37	9x1W		LED Warm White
		BD46	16x1W		LED Neutral White
		BD47	16x1W		LED Warm White
		BD48	16x1W		LED Neutral White
		BD49	16x1W		LED Warm White
iRoad		B403	70W	Rx7s	HIT-DE HST-DE
		B404	150W	Rx7s	HIT-DE HST-DE
		B406	140W	PGZ12	HST (CPO-TW)
		B405	250W	G12	HIT (CDM-T)
		B407	70W	Rx7s	HIT-DE HST-DE
		B408	150W	Rx7s	HIT-DE HST-DE
		B410	140W	PGZ12	HST (CPO-TW)
		B409	250W	G12	HIT (CDM-T)


Alcuni di tali prodotti, con l'utilizzo di accessori quali alette direzionali, consentono di rientrare nei limiti pur se orientati leggermente rispetto alla verticale.

2. Entro raggi di 10, 15, 25 Km dal centro di osservazione astronomica (zona 2) gli impianti di illuminazione devono emettere verso l'emisfero superiore una percentuale di flusso rispetto al totale emesso pari al 5%.





Prodotti Fissi

Serie		Codice	Potenza	Attacco	Lampada
Nuvola		4160	250W	Fc2	HIT-DE HST-DE
		4162	400W	Fc2	HIT-DE
		4163	250W	Fc2	HIT-DE HST-DE
		4165	400W	Fc2	HIT-DE
		4166	250W	Fc2	HIT-DE HST-DE
		4168	400W	Fc2	HIT-DE
		4169	250W	Fc2	HIT-DE HST-DE
		4171	400W	Fc2	HIT-DE
		4172	2x250W	Fc2	HIT-DE HST-DE
		4174	2x400W	Fc2	HIT-DE
		4175	2x250W	Fc2	HIT-DE HST-DE
		4177	2x400W	Fc2	HIT-DE
		4178	2x250W	Fc2	HIT-DE HST-DE
		4180	2x400W	Fc2	HIT-DE
		4181	2x250W	Fc2	HIT-DE HST-DE
4183	2x400W	Fc2	HIT-DE		
Mininuvola		7739	150W	Rx7s	HIT-DE HST-DE
		7740	150W	Rx7s	HIT-DE HST-DE
		7741	150W	Rx7s	HIT-DE HST-DE
Flaminia A		B045	70W	Rx7s	HIT-DE HST-DE
		B046	70W	Rx7s	HIT-DE HST-DE
		B047	70W	Rx7s	HIT-DE





		B048	150W	Rx7s	HST-DE HIT-DE HST-DE
		B049	150W	Rx7s	HIT-DE HST-DE
		B050	150W	Rx7s	HIT-DE HST-DE
		B060	150W	Rx7s	HIT-DE HST-DE
		B061	150W	Rx7s	HIT-DE HST-DE
		B062	150W	Rx7s	HIT-DE HST-DE
Crown		BG54	50W	E27	HST HIT-CE
		BG55	70W	E27	HST HIT-CE
		BG56	100W	E40	HST HIT-CE
		BG57	150W	E40	HST HIT-CE
		BG58	250W	E40	HST HIT-CE
		BG59 BG60	60W 90W	PGZ12 PGZ12	CPO-TW CPO-TW
		BG65	70W	Rx7s	HST-DE HIT-DE HIT-DE-CE
		BG66	150W	Rx7s	HST-DE HIT-DE HIT-DE-CE
		BG67	250W	G12	HIT-CE
		BG68	250W	E40	HST HIT-CE
		BG69 BG70	60W 90W	PGZ12 PGZ12	CPO-TW CPO-TW
		BG71	70W	G12	HIT-CE
		BG72	100W	G12	HIT-CE
		BG73	150W	G12	HIT-CE
		BG74	250W	G12	HIT-CE

		BG75	250W	E40	HST HIT-CE
		BG76	70W	E27	HST HIT-CE
		BG77	150W	E40	HSE HIE-CE
		BG78	60W	PGZ12	CPO-TW
		BG79	90W	PGZ12	CPO-TW
		BG95	100W		LED Neutral White
		BG61	50W		LED Neutral White
		BG62	70W		LED Neutral White
		BG63	101W		LED Neutral White
		BG64	105W		LED Neutral White
		BG80	56W		LED Fortimo 4000K
		BG81	59W		LED Fortimo 4000K
Street		BG82	50W	E27	HST HIT-CE
		BG83	70W	E27	HST HIT-CE
		BG84	100W	E40	HST HIT-CE
		BG85	150W	E40	HST HIT-CE
		BG86	60W	PGZ12	CPO-TW
		BG87	90W	PGZ12	CPO-TW
		BG88	140W	PGZ12	CPO-TW
		BG93	100W	E40	HST-CE
		BG94	150W	E40	HST-CE






Frangiluce – TABELLA DIFFUSORI (COLORI 22-24)

Serie		Codice	Accessorio	Orientamento	Lampada
Mono		2002	1066	Up	80W HME
		2005	1066	Up	70W HSE
Public		2027	1066	Up	70W HSE
		2027	1067	Up	70W HSE
		2027	1592	Down	70W HSE
		2027	1593	Down	70W HSE
		2028	1067	Up	100W HSE
		2028	1593	Down	100W HSE
		2030	1066	Up	80W HME
		2030	1592	Down	80W HME
		2030	1593	Down	80W HME
		2030	1067	Up	80W HME
		2031	1593	Down	125W HME
		2031	1067	Down	125W HME
		Emilia		7247	1069
7248	1069			Up	100W HSE
7249	1070			UP	150W HSE
7250	1069			Up	70W HIE
7251	1069			Up	100W HIE
7252	1069			Up	150W HIE
Flaminia		B065	B924	Up	70W HST/CDM-TT/HSE/CDM-ET
		B065	B925	Down	70W HST/CDM-TT/HSE/CDM-ET
		B067	B939	Up	100W HST/CDM-TT/HSE/CDM-ET
		B067	B940	Down	100W HST/CDM-TT/HSE/CDM-ET
		B072	B939	Up	150W HST/CDM-TT/HSE/CDM-ET
		B072	B940	Down	150W HST/CDM-TT/HSE/CDM-ET
		B078	B941	Up	150W HST/CDM-TT/HSE/CDM-ET
		B078	B942	Down	150W HST/CDM-TT/HSE/CDM-ET
		B099	B924	Up	70W HST/CDM-TT/HSE/CDM-ET
		B101	B939	Up	100W HST/CDM-TT/HSE/CDM-ET
		B106	B939	Up	150W HST/CDM-TT/HSE/CDM-ET
		B112	B941	Up	150W HST/CDM-TT/HSE/CDM-ET

Prodotti Installati a soffitto

Serie		Codice	Potenza	Attacco	Lampada
Full		7078	60W	E27	A60
		7096	60W	E27	A60
		B548	26W/32W/42W	GX24q-2	TC-TEL
		B549	2x26W	GX24q-3	TC-TEL
		B546	26W	GX24q-3	TC-TEL
		B550	26W/32W/42W	GX24q-2	TC-TEL
		B551	2x26W	GX24q-3	TC-TEL
		B547	26W	GX24q-3	TC-TEL
B554	26W/32W/42W	GX24q-2	TC-TEL		
Grid Square		B574	26W/32W	GX24q-3	TC-TEL
		B575	26W/32W	GX24q-3	TC-TEL
Full Square		B572	26W/32W	GX24q-3	TC-TEL
		B573	26W/32W	GX24q-3	TC-TEL
Pixy		7134	10W	G4	QT9
		7135	5W	G4	QT9
		7142	10W	G4	QT9

Prodotti Installati a parete


Serie		Codice	Potenza	Attacco	Lampada
Walky-Miniwalky		7133	18W	2G11	TC-L
		7110	7/9W	G23	TC
		BG00	7x1W		LED Neutral White
		BG01	7x1W		LED Warm White
		BG02	7x1W		LED Neutral White
		BG03	7x1W		LED Warm White
Screen		B568	26W/32W/42W	GX24q-3	TC-TEL
		B566	26W	GX24q-4	TC-TEL
		B569	26W/32W/42W	GX24q-3	TC-TEL
		B567	26W	GX24q-4	TC-TEL
Comfort Round		B576	18W	G24d-2	TC-DEL
		B578	18W	G24d-3	TC-DEL
		B577	26W	G24q-2	TC-DEL
		B579	26W	G24q-2	TC-DEL
		BD80	35W	PGJ5	CDM-tm
		BD81	35W	PGJ5	CDM-tm
		BD83	35W	PGJ5	CDM-tm
		BD84	35W	PGJ5	CDM-tm
Comfort Square		B580	26W	G24q-3	TC-DEL
		B581	26W	G24q-3	TC-DEL
Kriss		5688	70W	G12	HIT (BLV)

Si Possono inoltre utilizzare tutti i prodotti relativi alla zona 1.


3. Oltre i 25 Km dal centro di osservazione astronomica (**zona 3**) gli impianti di illuminazione devono emettere verso l'emisfero superiore una percentuale di flusso rispetto al totale emesso pari al 10%.

Frangiluce – TABELLA DIFFUSORI (COLORI 22-24)


Prodotti Installati a soffitto



Serie		Codice	Potenza	Attacco	Lampada
Full		7045 7082	75W 60W	G24d-1 E27	A60 A60


Prodotti Installati a parete

Serie		Codice	Potenza	Attacco	Lampada
Kriss		5688	70W	G12	HIT (BLV)

Inoltre si possono inoltre utilizzare tutti i prodotti relativi alla zona 1 e 2.

Serie		Codice	Potenza	Attacco	Lampada
iFace		B828	20/60W	E27	TC-TSE A60
		B831	20/60W	E27	TC-TSE A60
		B830	26W	GX24d-3	TC-TEL
		B833	26W	GX24d-3	TC-TEL
		B834	30/75W	E27	TC-TSE A60
		B837	30/75W	E27	TC-TSE A60
		B835	26W	GX24d-3	TC-TEL
		B838	26W	GX24d-3	TC-TEL
		B836	26/32W	GX24d-3	TC-TEL TC-TEL
		B839	26/32W	GX24d-3	TC-TEL TC-TEL
		B840	2X60W 2x23W	E27	TC-TSE A60
		B845	2X60W 2x23W	E27	TC-TSE A60
		B842	2x26W	GX24d-3	TC-D
		B847	2x26W	GX24d-3	TC-D

iFace		B841	42W	GX24d-4	TC-TEL
		B846	42W	GX24d-4	TC-TEL
		B843	2x26W	GX24d-4	TC-TEL
		B848	2x26W	GX24d-4	TC-TEL
		B844	26W	GX24d-4	TC-TEL
		B849	20/60W	GX24d-4	TC-TEL
		B850	20/60W	E27	TC-TSE A60
		B852	26W	GX24d-3	TC-TEL
		B853	30/75W	E27	TC-TSE A60
		B854	26W	E27	TC-TEL
		B855	26/32W	GX24d-3	TC-TSE A60
Crown		BG54	50W	E27	HST HIT-CE
		BG55	70W	E27	HST HIT-CE
		BG56	100W	E40	HST HIT-CE
		BG57	150W	E40	HST HIT-CE
		BG58	250W	E40	HST HIT-CE
		BG59	60W	PGZ12	CPO-TW
		BG60	90W	PGZ12	CPO-TW
		BG65	70W	Rx7s	HST-DE HIT-DE HIT-DE-CE
		BG66	150W	Rx7s	HST-DE HIT-DE HIT-DE-CE
		BG67	250W	G12	HIT-CE
		BG68	250W	E40	HST HIT-CE
		BG69	60W	PGZ12	CPO-TW
		BG70	90W	PGZ12	CPO-TW
		BG71	70W	G12	HIT-CE

		BG72	100W	G12	HIT-CE
		BG73	150W	G12	HIT-CE
		BG74	250W	G12	HIT-CE
		BG75	250W	E40	HST HIT-CE
		BG76	70W	E27	HST HIT-CE
		BG77	150W	E40	HSE HIE-CE
		BG78	60W	PGZ12	CPO-TW
		BG79	90W	PGZ12	CPO-TW
		BG95	100W		LED Neutral White
		BG61	50W		LED Neutral White
		BG62	70W		LED Neutral White
		BG63	101W		LED Neutral White
		BG64	105W		LED Neutral White
		BG80	56W		LED Fortimo 4000K
		BG81	59W		LED Fortimo 4000K
Street		BG82	50W	E27	HST HIT-CE
		BG83	70W	E27	HST HIT-CE
		BG84	100W	E40	HST HIT-CE
		BG85	150W	E40	HST HIT-CE
		BG86	60W	PGZ12	CPO-TW
		BG87	90W	PGZ12	CPO-TW
		BG88	140W	PGZ12	CPO-TW
		BG93	100W	E40	HST-CE
		BG94	150W	E40	HST-CE

Massimo Gattari
Direttore Progettazione