


Oggetto: Prodotti iGuzzini rispondenti alla Legge Regionale Lombardia n. 17 del 27.03.2000, n. 38 del 21.12.2004 DGR 7/6162 art. 6



Disposizioni per la prevenzione e lotta all'inquinamento luminoso e per il corretto impiego delle risorse energetiche.
Si dichiara che le seguenti serie di prodotti iGuzzini sono conformi ai seguenti criteri di valutazione degli apparecchi per la limitazione della dispersione verso l'alto del flusso luminoso:


1. Limiti Generali:







Distribuzione dell'intensità luminosa per tutti gli impianti compresa tra 0 e 0,49 cd/klm per $\gamma \geq 90^\circ$
(DGR n. 7/6162 art. 5.a).






Prodotti Fissi






Serie		Codice	Potenza	Attacco	Lampada
Argo (Tilt = 2°)		7860	150W	E40	HIT (CDO-TT) HST
		7861	250W	E40	HST
		7877	250W	E40	HIT
		7670	150W	E40	HIT (CDO-TT) HST
		7671	250W	E40	HIT HST
		B161	100W	E40	HST HIT (CDO-TT)
		B162	100W	E40	HST HIT (CDO-TT)
		BC84	140W	PGZ12	CPO-TW
		BC92	140W	PGZ12	CPO-TW
		BC85	150W	Rx7s	HST-DE
		BC88	150W	Rx7s	HST-DE
		BC91	150W	Rx7s	HST-DE HIT-DE
		BC93	150W	Rx7s	HST-DE
		BD01	150W	Rx7s	HST-DE
		BD04	150W	Rx7s	HST-DE
		BC85	150W	Rx7s	HIT-DE
		BD00	150W	Rx7s	HIT-DE
		BD03	150W	Rx7s	HIT-DE
		BC83	100W	E40	HST HIT CDO-TT
		BC86	100W	E40	HST




Argo (Tilt = 2°)		BC97	100W	E40	HST HIT CDO-TT
		BC90	70W	Rx7s	HST-DE
		BC87	60W	PGZ12	CPO-TW
		BC94	60W	PGZ12	CPO-TW
		BC82	70W	E27	HST HIT CDO-TT
		BC96	70W	E27	HST HIT CDO-TT
		BC89	70W	Rx7s	HIT-DE
		BC90	70W	Rx7s	HIT-DE
		BD86	50W	E27	HST HIT CDO-TT
		BC95	33W	E27	TC-TSE
		BD95	39x1W		LED Cool White
		BD96	59x1W		LED Cool White
		BD97	39x1W		LED Cool White
		BD98	59x1W		LED Cool White
		BF02	39x1W		LED Neutral White
		BF03	59x1W		LED Neutral White
		BF49	39x1W		LED Cool White
		BF50	59x1W		LED Cool White
		BF51	39x1W		LED Cool White
		BF52	59x1W		LED Cool White
		BF60	39x1W		LED Neutral White
		BF61	59x1W		LED Neutral White
		7010	48x1W		LED Cool White
		BF06	48x1W		LED Neutral White
BF57	48x1W		LED Cool White		
BF64	48x1W		LED Neutral White		
Delo (Tilt = 2°)		B159	100W	E40	HST HIT (CDO-TT)
		B160	100W	E40	HST HIT (CDO-TT)



Delphi (Tilt = 2°)		7875	250W	E40	HIT
		7324	250W	E40	HIT
		BF81	400W	E40	HST
		BF21	315W	PGZ18	CDM-T(Elite)
		BF25	315W	PGZ18	CDM-T(Elite)
		BF20	250W	E40	HST HIT CDO-TT
		BF24	250W	E40	HST
		BC59	140	PGZ12	CPO-TW
		BC67	140W	PGZ12	CPO-TW
		BF77	140W	PGZ12	CPO-TW
		BF80	140W	PGZ12	CPO-TW
		BC60	150W	Rx7s	HST-DE HIT-DE
		BC63	150W	Rx7s	HST-DE
		BC66	150W	Rx7s	HST-DE HIT-DE
		BC68	150W	Rx7s	HST-DE
		BC76	150W	Rx7s	HST-DE
		BC79	150W	Rx7s	HST-DE
		BF19	150W	E40	HST HIT CDO-TT
		BF22	150W	E40	HST
		BF23	150W	E40	HST HIT CDO-TT
		BF26	150W	E40	HST
		BC75	150W	Rx7s	HIT-DE
		BC78	150W	Rx7s	HIT-DE
		BC60	150W	Rx7s	HIT-DE
		BC58	100W	E40	HST HIT CDO-TT
		BC61	100W	E40	HST
		BC72	100W	E40	HST HIT CDO-TT
		BC65	70W	Rx7s	HST-DE




Delphi (Tilt = 2°)		BC62	60W	PGZ12	CP0-TW
		BC69	60W	PGZ12	CP0-TW
Delphi (Tilt = 2°)		BC57	70W	E27	HST HIT CDO-TT
		BC71	70W	E27	HST HIT CDO-TT
		BC64	70W	Rx7s	HIT-DE
		BC65	70W	Rx7s	HIT-DE
		BC56	35W	G12	HCI-T HIT CDM-T
		BC70	33W	E27	TC-TSE
		BD91	39x1W		LED Cool White
		BD92	59x1W		LED Cool White
		BD93	39x1W		LED Cool White
		BD94	59x1W		LED Cool White
		BF00	39x1W		LED Neutral White
		BF01	59x1W		LED Neutral White
		BF11	84x1W		LED Cool White
		BF12	98x1W		LED Cool White
		BF13	84x1W		LED Cool White
		BF14	98x1W		LED Cool White
		BF17	84x1W		LED Neutral White
		BF18	98x1W		LED Neutral White
		BF45	39x1W		LED Cool White
		BF46	59x1W		LED Cool White
		BF47	39x1W		LED Cool White
		BF48	59x1W		LED Cool White
BF58	39x1W		LED Neutral White		
BF59	59x1W		LED Neutral White		
BF69	84x1W		LED Cool White		
BF70	98x1W		LED Cool White		
BF71	84x1W		LED Cool White		
BF75	84x1W		LED Neutral White		
BF76	98x1W		LED Neutral White		
BF72	98x1W		LED Cool White		
Arc		7208	13W	G24d-1	TC-D
		7209	26W	G24d-3	TC-D
Bliz		7288	26W	G24d-3	TC-D
Kriss		5634	150W	Rx7s	QT-DE
		5647	100W	G12	HST (SDW-T)
		5688	70W	G12	HIT (BLV)
Flaminia a		B051	70W	Rx7s	HIT-DE HST-DE
		B052	70W	Rx7s	HIT-DE HST-DE


		B053	70W	Rx7s	HIT-DE HST-DE
		B054	150W	Rx7s	HIT-DE HST-DE
		B055	150W	Rx7s	HIT-DE HST-DE
		B056	150W	Rx7s	HIT-DE HST-DE
Salaria		B261	70W	E27	HST HIT (CDO-TT)
		B262	100W	E40	HST HIT (CDO-TT)
		B263	150W	E40	HST HIT (CDO-TT)
		B208	70W	E27	HST CDO-TT
		B209	100W	E40	HST CDO-TT
		B210	150W	E40	HST CDO-TT
Walky- Miniwalky		7110	7/9W	G23	TC
		7133	18W	2G11	TC-L
		BG00	7x1W		LED Neutral White
		BG01	7x1W		LED Warm White
		BG02	7x1W		LED Neutral White
		BG03	7x1W		LED Warm White
iRound		BE59	150W		HCI-T HIT CDM-T
		BE58	150W		HIT CDM-T
		BE56	70W		HCI-T
		BE57	70W		HCI-T HIT CDM-T
		BE56	70W		HIT CDM-T
		BE64	70W		HIT CDM-T
		BE63	35W		HCI-T
		BE67	32W		TC-TEL
		BE50	35W		HI-PAR 51
		BE67	26W		TC-TEL
		BE62	100W		PAR 30S
		BE60	17W		PL-R

iRound		BE51	35/50W		QR-CBC 51
		BE52	6x1W		LED Neutral White
		BE53	6x1W		LED Warm White
		BE54	6x1W		LED Neutral White
		BE55	6x1W		LED Warm White
iWay		B633	35W	G12	HIT
		B636	35W	G12	HIT
		B635	20W	G12	HIT(CDM-Tm)
		B634	35W	G12	HIT
		B637	35W	G12	HIT
		B638	70W	G12	HIT
		B639	20W	PGJ5	HIT(CDM-Tm)
		B640	20W	G12	HIT(CDM-Tm)
		B641	35W	G12	HIT
		B644	35W	G12	HIT
		B643	20W	G12	HIT(CDM-Tm)
		B642	35W	G12	HIT
		B645	35W	G12	HIT
		B646	70W	G12	HIT
		B647	20W	PGJ5	HIT(CDM-Tm)
		B648	20W	PGJ5	HIT(CDM-Tm)
		Nuvola Speciale		Su Richiesta	Su Richiesta
Radius		7366	70W	Rx7s	HIT-DE HST-DE
		7368	70W	Rx7s	HIT-DE HST-DE
iRoll 65		BA05	20W	G 8.5	HIT
		BA06	20W	G 8.5	HIT
		BA15	75W	E-27	PAR30
		BA16	18W	GX24q-2	TC-TEL
		BA19	20W	G 8.5	HIT
		BA20	20W	G 8.5	HIT
		BA27	75W	E-27	PAR30
		BA28	18W	GX24q-2	TC-TEL
		BA32	35W	G 8.5	HIT
		BA33	70W	G 8.5	HIT
		BA34	70W	G 8.5	HIT
		BA35	2X20W	PGJ5	HIT
		BA36	2X20W	PGJ5	HIT
		BA37	2X20W	PGJ5	HIT
		BA09	35W	G12	HIT
		BA13	35W	G12	HIT
		BA17	23W	E-27	TC-TSE
		BA23	35W	G12	HIT
		BA29	23W	E-27	PAR30
		BA38	2X20W	PGJ5	HIT
		B761	150W	G12	HIT
		B763	150W	G12	HIT
		B766	100W	E27	PAR-30
		B767	26/32/42W	GX24q-3/4	TC-TEL
		B768	26/32W	GX24q-3/4	TC-TEL
		B775	100W	E27	PAR30
		B776	26/32/40W	GX24q-3/4	TC-TEL
B777	26/32W	GX24q-3/4	TC-TEL		




		B783 B784 B785 B786 B756 B759 B760 B762 B764 B765 B771 B827	150W 2x70W 2x70W 2x70W 70W 70W 70W 150W 150W 150W 70W 2x70W	G12 G18.5 G18.5 G18.5 G12 G12 G12 G12 G12 G12 G12 G18.5	HIT HIT HIT HIT HIT HIT HIT HIT HIT HIT HIT HIT
MicroRoll 65		B479 BA80 BA82 BA83 BA85 BA86 BA88 BA89	3 x 1.5 W 3 x 1.5 W 3 x 1.5 W 3 x 1.5 W 3 x 1.5 W 3 x 1.5 W 3 x 1.5 W 3 x 1.5 W		LED Neutral White LED Warm White LED Neutral White LED Warm White LED Neutral White LED Warm White LED Neutral White LED Warm White
MiniRoll 65		BC04 BC05 BC06 BC08 BC09 BC11 BC12 BC13 BC15 BC16	35W 6x1.25W 6x1.25W 6x1.25W 6x1.25W 35W 6x1.25W 6x1.25W 6x1.25W 6x1.25W	GU 5.3 GU 5.3	QR CBC 51 LED Neutral White LED Warm White LED Neutral White LED Warm White QR CBC 51 LED Neutral White LED Warm White LED Neutral White LED Warm White
Archilede LED		BD99 BD06 BE00 BD07 BE01 BD08 BD06 BD07 BD08 BD99 BE00 BE01 BE88 BE89 BE90 BE91 BE92 BE93 BE94 BE95 BE96 BE97 BE98 BE99 BF27 BF28 BF29 BF30 BF31 BF32 BF33	39x1 W 39x1 W 59x1 W 59x1 W 84x1 W 84x1 W 39x1W 59x1W 84x1W 39x1W 59x1W 84x1W 55x1W 81x1W 98x1W 55x1W 81x1W 98x1W 391x1W 59x1W 84x1W 55x1W 81x1W 98x1W 39x1W 59x1W 84x1W 39x1W 59x1W 384x1W 55x1W		LED Cool White LED Cool White LED Cool White LED Cool White LED Cool White LED Cool White LED Cool White LED Cool White LED Cool White LED Cool White LED Cool White LED Cool White LED Cool White LED Cool White LED Cool White LED Cool White LED Cool White LED Cool White LED Cool White LED Neutral White LED Neutral White LED Neutral White LED Neutral White LED Neutral White LED Neutral White LED Cool White LED Cool White LED Cool White LED Cool White LED Cool White LED Cool White LED Cool White LED Cool White


		BF34 BF35 BF36 BF37 BF38 BF39 BF40 BF41 BF42 BF43 BF44	81x1W 98x1W 55x1W 81x1W 98x1W 39x1W 59x1W 84x1W 55x1W 81x1W 98x1W		LED Cool White LED Cool White LED Cool White LED Cool White LED Cool White LED Neutral White LED Neutral White LED Neutral White LED Neutral White LED Neutral White LED Neutral White
Sistema Cut-Off LED		BD91 BD93 BD92 BD94 BD95 BD97 BD96 BD98	39x1 W 39x1 W 59x1 W 59x1 W 39x1 W 39x1 W 59x1 W 59x1 W		LED Cool White LED Cool White LED Cool White LED Cool White LED Cool White LED Cool White LED Cool White LED Cool White
Sistema Cut-Off		BD85 BC57 BC58 BC60 BC61 BC63 BC56 BC59 BC62 BC64 BC65 BC66 BC68 BC67 BC69 BC70 BD86	50W 70W 100W 150W 100W 150W 35W 140W 60W 70W 70W 150W 150W 140W 60W 33W 50W	E27 E27 E40 Rx7s E40 Rx7s G12 PGZ12 PGZ12 Rx7s Rx7s Rx7s Rx7s PGZ12 PGZ12 E27 E27	HST HIT(CDO-TT) HST HIT(CDO-TT) HST HIT(CDO-TT) HIT-DE HST-DE HST (Bi-Energy) HST-DE (Bi-Energy) HIT CPO-TW CPO-TW HIT-DE HST-DE HIT-DE HST-DE HIT-DE HST-DE CPO-TW CPO-TW EL Philips HST HIT(CDO-TT)






Sistema Cut-Off		BC82	70W	E27	HST HIT(CDO-TT)
		BC83	100W	E40	HST HIT(CDO-TT)
		BC85	150W	Rx7s	HIT-DE HST-DE
		BD86	100W	E40	HST (Bi-Energy)
		BC88	150W	Rx7s	HST-DE (Bi-Energy)
		BC81	35W	G12	HIT
		BC84	140W	PGZ12	CPO-TW
		BC87	60W	PGZ12	CPO-TW
		BC89	70W	Rx7s	HIT-DE HST-DE
		BC90	70W	Rx7s	HIT-DE HST-DE
		BC91	150W	Rx7s	HIT-DE HST-DE
		BC93	150W	Rx7s	HST-DE (Bi-Energy)
		BC92	140W	PGZ12	CPO-TW
		BC94	60W	PGZ12	CPO-TW
		BC95	33W	E27	EL Philips
Pixy LED		BF94	3x1W		LED Neutral White
		BF95	3x1W		LED Warm White
		BF98	3x1W		LED Neutral White
		BF99	3x1W		LED Warm White
		BF96	3x1W		LED Neutral White
		BF97	3x1W		LED Warm White
Crown		BG54	50W	E27	HST HIT-CE
		BG55	70W	E27	HST HIT-CE
		BG56	100W	E40	HST HIT-CE
		BG57	150W	E40	HST HIT-CE
		BG58	250W	E40	HST HIT-CE
		BG59	60W	PGZ12	CPO-TW
		BG60	90W	PGZ12	CPO-TW





		BG65	70W	Rx7s	HST-DE HIT-DE HIT-DE-CE
		BG66	150W	Rx7s	HST-DE HIT-DE HIT-DE-CE
		BG67	250W	G12	HIT-CE
		BG68	250W	E40	HST HIT-CE
		BG69	60W	PGZ12	CPO-TW
		BG70	90W	PGZ12	CPO-TW
		BG71	70W	G12	HIT-CE
		BG72	100W	G12	HIT-CE
		BG73	150W	G12	HIT-CE
		BG74	250W	G12	HIT-CE
		BG75	250W	E40	HST HIT-CE
		BG76	70W	E27	HST HIT-CE
		BG77	150W	E40	HSE HIE-CE
		BG78	60W	PGZ12	CPO-TW
		BG79	90W	PGZ12	CPO-TW
		BG95	100W		LED Neutral White
		BG61	50W		LED Neutral White
		BG62	70W		LED Neutral White
		BG63	101W		LED Neutral White
		BG64	105W		LED Neutral White
		BG80	56W		LED Fortimo 4000K
		BG81	59W		LED Fortimo 4000K
Street		BG82	50W	E27	HST HIT-CE
		BG83	70W	E27	HST HIT-CE
		BG84	100W	E40	HST HIT-CE
		BG85	150W	E40	HST HIT-CE
		BG86	60W	PGZ12	CPO-TW
		BG87	90W	PGZ12	CPO-TW
		BG88	140W	PGZ12	CPO-TW
		BG93	100W	E40	HST-CE
		BG94	150W	E40	HST-CE



Prodotti Orientabili - Per orientamenti di 0° rispetto alla verticale - verso il basso:



Serie		Codice	Potenza	Attacco	Lampada
Platea		7376	2x26W	Gx24d-3	TC-T
		7377	70W	Rx7s	HIT-DE HST-DE
		7378	150W	Rx7s	HIT-DE HST-DE
		7393	300W	Rx7s	QT-DE12
		7395	250W	Fc2	HIT-DE
		7379	70W	Rx7s	HIT-DE HST-DE
		7392	300W	Rx7s	QT-DE12
		7394	250W	Fc2	HIT-DE
		7380	150W	Rx7s	HIT-DE HST-DE
		7444	70W	G12	HIT
		7445	150W	G12	HIT
		7698	70W	Rx7s	HIT-DE HST-DE
		7699	150W	Rx7s	HIT-DE HST-DE
		7499	250W	G12	HIT(CDM-T)
		7387	70W	G12	HIT
		7388	150W	G12	HIT
		7396	70W	Rx7s	HIT-DE
		7397	150W	Rx7s	HIT-DE
		7369	250W	Fc2	HIT-DE
7399	150W	G12	HIT		
Linealuce		7869	10x10W	SV 8.5	XENON
		7872	16x10W	SV 8.5	XENON
		7862	14W	G5	T16
		7863	21W	G5	T16
		7864	28W	G5	T16
		7865	35W	G5	T16
		B857	21W	G5	T16
		B858	28W	G5	T16
		B859	35W	G5	T16
		B861	21W	G5	T16
		B862	28W	G5	T16
		B863	35W	G5	T16
		B865	21W	G5	T16
		B866	28W	G5	T16
		B867	35W	G5	T16
Linealuce Led Monocromatico		BD65	28x1W		LED Neutral White
		BD66	28x1W		LED Warm White
		BD69	28x1W		LED Neutral White
		BD70	28x1W		LED Warm White



		BB81	21x1W		LED Neutral White
		BB82	21x1W		LED Warm White
		BB83	30x1W		LED Neutral White
		BB84	30x1W		LED Warm White
		BB87	21x1W		LED Neutral White
		BB88	21x1W		LED Warm White
		BB89	30x1W		LED Neutral White
		BB90	30x1W		LED Warm White
		BB66	14x1W		LED Neutral White
		BB67	21x1W		LED Neutral White
		BB68	28x1W		LED Neutral White
		BB69	7x1W		LED Neutral White
		BB70	14x1W		LED Neutral White
		BB71	21x1W		LED Neutral White
		BB72	28x1W		LED Neutral White
		BA52	14x1W		LED Cold White
		BA53	14x1W		LED Warm White
		BA54	14x1W		LED Blu
		BA55	21x1W		LED Cold White
		BA56	21x1W		LED Warm White
		BA57	21x1W		LED Blu
		BA58	28x1W		LED Cold White
		BA59	28x1W		LED Warm White
		BA60	28x1W		LED Blu
		BA61	14x1W		LED Cold White
		BA62	14x1W		LED Warm White
		BA63	14x1W		LED Blu
		BA64	21x1W		LED Cold White
		BA65	21x1W		LED Warm White
		BA66	21x1W		LED Blu
		BA67	28x1W		LED Cold White
		BA68	28x1W		LED Warm White
		BA69	28x1W		LED Blu
		B745	7x1W		LED Warm White
		B650	7x1W		LED Blu
		B747	14x1W		LED Warm White
		B660	14x1W		LED Blu
		B749	21x1W		LED Warm White
		B670	21x1W		LED Blu
		B751	28x1W		LED Warm White
		B680	28x1W		LED Blu
		B654	7x1W		LED
		B746	7x1W		LED Warm White
		B655	7x1W		LED Blu
		B748	14x1W		LED Warm White
		B665	14x1W		LED Blu
		B750	21x1W		LED Warm White
		B675	21x1W		LED Blu
		B752	28x1W		LED Warm White
		B685	28x1W		LED Blu
Linealuce Led RGB		BA76	15x1W	DALI 48Vdc	LED RGB
		BA77	21x1W	DALI 48Vdc	LED RGB
		BA78	30x1W	DALI 48Vdc	LED RGB
		BA70	15x1W	DALI 48Vdc	LED RGB
		BA71	21x1W	DALI 48Vdc	LED RGB
		BA72	30x1W	DALI 48Vdc	LED RGB
		BA73	15x1W	DALI 48Vdc	LED RGB
		BA74	21x1W	DALI 48Vdc	LED RGB
		BA75	30x1W	DALI 48Vdc	LED RGB



Woody a LED		BA40 BA41 BA42 BA43	12x1W 12x1W 12x1W 12x1W		LED Neutral White LED Warm White LED Neutral White LED Warm White
Platea LED		BC45 BA46 BC47 BB25 BA44 BA45 BA47 BA48 BA49 BA50 BA51 BC45 BB25 BB26 BB27	36x1W 36x1W 36x1W 72Wmax 36x1W 36x1W 36x1W 36x1W 36x1W 36x1W 36x1W 36x1W 36x1W 36x1W 36x1W		LED Cool White LED Neutral White LED Cool White 36 LED RGB Dali LED Neutral White LED Warm White LED Warm White LED Warm White LED Warm White LED Neutral White LED Warm White LED Cool White LED RGB LED RGB LED RGB
Lingotto		7019 7029 7020 7030 7017 7027 7018 7028 7012 7013	250W 250W 400W 400W 150W 150W 300W 300W 150W 300W	Fc2 Fc2 Fc2 Fc2 Rx7s Rx7s R7s R7s Rx7s R7s	HIT-DE HST-DE HIT-DE HST-DE HIT-DE HIT-DE HST-DE HIT-DE HST-DE QT-DE QT-DE HIT-DE HST-DE QT-DE
Woody a Scarica		7591 7593 7592 7594	35W 70W 35W 70W	G12 G12 G12 G12	HIT HIT HIT HIT
Woody		7334 7335 7336 7337 7338 7339 7350 7352 7353 7354 7355 7356	50W 50W 75W 75W 100W 100W 75W 100W 50W 50W 75W 75W	GY6.35 GY6.35 GY6.35 GY6.35 B15d B15d GY6.35 B15d GY6.35 GY6.35 GY6.35 GY6.35	QT12 QT12 QT12 QT12 QT18 QT18 QT12 QT18 QT12 QT12 QT12 QT12


Woody LED		BA40 BA41 BA42 BA43 BA24	12x1W 12x1W 12x1W 12x1W 12x1W		LED Neutral White LED Neutral White LED Neutral White LED Neutral White LED RGB
Miniwoody		B590 B587 B591 B589 B582 B583 B592 B584 B583 B592	3W 3W 3W 3W 20W 20W 20W 35/50W 35/50W 35/50W	PGJ5 PGJ5 PGJ5 GY6.35 GY6.35 GY6.35	LED Warm White LED Blu LED Warm White LED Blu HIT (CDM-Tm) HIT (CDM-Tm) HIT (CDM-Tm) QT12 QT12 QT12
Miniwoody LED		BB22 B590 B587 BB23 B591 B589	3x1 3x1 3x1 3x1 3x1 3x1		LED Neutral White LED Warm White LED Blu LED Neutral White LED Warm White LED Blu
Lavinia		BD87 BD89 BD88 BD90 B213 B214 B215 B217 B218 B413 B414 B420 B415 B416 B425 B426 B432	39x1W 39x1W 59x1W 59x1W 250W 250W 400W 250W 400W 70W 70W 140W 150W 250W 70W 70W 140W	E40 E40 E40 Fc2 Fc2 Rx7s E27 PGZ12 Rx7s G12 Rx7s E27 PGZ12	LED Cool White LED Cool White LED Cool White LED Cool White HIT (Osram-BLV) HST HIT (PHILIPS) HST-DE HIT-DE HIT-DE HIT-DE HST-DE HST HIT (CDO-TT) HST (CPO-TW) HIT-DE HST-DE HIT (CDM-T) HIT-DE HST-DE HST HIT (CDO-TT) HST (CPO-TW)



Lavinia		B427	150W	Rx7	HIT-DE HST-DE
		B428	250W	G12	HIT (CDM-T)
		B411	100W	E40	HST HIT (CDO-TT)
		B412	150W	E40	HST HIT (CDO-TT)
		BD87	39x1W		LED Cool White
		BD88	59x1W		LED Cool White
		BD89	39x1W		LED Cool White
		BD90	59x1W		LED Cool White
		BF04	39x1W		LED Neutral White
		BF05	59x1W		LED Neutral White
		BF07	84x1W		LED Cool White
		BF08	98x1W		LED Cool White
		BF09	84x1W		LED Cool White
		BF10	98x1W		LED Cool White
		BF15	84x1W		LED Neutral White
		BF16	98x1W		LED Neutral White
		BF62	39x1W		LED Neutral White
		BF63	59x1W		LED Neutral White
		BF65	84x1W		LED Cool White
		BF66	98x1W		LED Cool White
		BF67	84x1W		LED Cool White
		BF68	98x1W		LED Cool White
		BF73	84x1W		LED Neutral White
		BF74	98x1W		LED Neutral White
BF53	39x1W		LED Cool White		
BF54	59x1W		LED Cool White		
BF55	6x1W		LED Cool White		
BF56	59x1W		LED Cool White		
iTek		B787	150W	R7s	QT-DE
		B788	20W	PGJ5	CDM-Tm
		B789	35W	G12	HIT
		B790	13W	GX24q-1	TC-TEL
		BA03	20W	PGJ5	CDM-Tm
		BA04	35W	G8.5	HIT
		B794	150W	R7s	QT-DE
		B795	20W	PGJ5	CDM-Tm
		B797	35W	G12	HIT
		B796	20W	PGJ5	CDM-Tm
		B798	35W	G8.5	HIT
		B799	150W	R7s	QT-DE
		B800	13W	GX24q-1	TC-TEL
		B804	20W	PGJ5	CDM-Tm
		B805	35W	G8.5	HIT
		B806	2x150W	R7s	QT-DE
		B807	2x13W	GX24q-1	TC-TEL
		B811	2x20W	PGJ5	CDM-Tm
		B812	2x35W	G8.5	HIT
		B813	20W	PGJ5	CDM-Tm
		B814	35W	G12	HIT
		B815	150W	R7s	QT-DE
		B816	20W	PGJ5	CDM-Tm
		B817	35W	G8.5	HIT
B818	2x20W	PGJ5	CDM-Tm		
B819	2x35W	G12	HIT		


iTeka		B820 B821 B822 BC35 BC37 BC39 BC41 B791 B801 BC47 B808 BC49 BC48 B792 B802 B809	2x150W 2x20W 2X35W 35W 35W 2X35W 2X35W 24x1 W 24x1 W 24x1 W 2x(24x1 W) 2x(24x1 W) 24x1 W 24x1 W 24x1 W 2x(24x1W)	R7s PGJ5 G8.5 G12 G8.5 G12 G8.5	QT-DE CDM-Tm HIT HIT HIT HIT HIT LED Cool White LED Cool White LED Cool White LED Cool White LED Cool White LED Warm White LED Warm White LED Warm White LED Warm White
Maxiwoody		5614 5615 5616 5617 5618 5619 5620 5621 5622 5623 5624 5650 5651 5652 5653 5654 5684 5658 5659	70W 70W 60W 60W 150W 150W 140W 140W 250W 250W 250W 70W 70W 70W 70W 70W 150W 150W	G12 G12 PGZ12 PGZ12 G12 G12 PGZ12 PGZ12 G12 G12 G12 G12 G12 E27 E27 E27 E27 Rx7s G12 G12	CDM-T CDM-T CPO-TW CPO-TW CDM-T CDM-T CPO-TW CPO-TW CDM-T CDM-T CDM-T HIT HIT (CDM-T) HIT(CDM-T) HIE/C HIE/M HST HIT(CDO-TT) HSE HIE(CDO-ET) HIT-DE HST-DE HIT HIT (CDM-T) HIT(CDM-T)


Maxiwoody		5660	150W	E27	HIE/C HIE/M
		5661	100W	PG 12-1	HST (SDW-T)
		5662	100W	PG 12-1	HST (SDW-T)
		5666	150W	Rx7s	HIT-DE HST-DE
		5667	250W	E40	HIT
		5668	250W	E40	HIT
		5669	250W	E40	HIE HSE
		5670	250W	E40	HST
		5671	400W	E40	HIT
		5672	400W	E40	HIT HST
		5673	400W	E40	HIT
		5674	400W	E40	HIE HSE
		5675	70W	G12	HIT HIT (CDM-T)
		5676	70W	G12	HIT(CDM-T)
		5677	70W	E27	HIE/C HIE/M
		5678	70W	E27	HST HIT(CDO-TT)
		5679	70W	E27	HSE HIE(CDO-ET)
		5685	70W	Rx7s	HIT-DE HST-DE
		5680	150W	G12	HIT HIT (CDM-T)
5681	150W	G12	HIT(CDM-T)		
5682	150W	E27	HIE/C HIE/M		
5683	150W	Rx7s	HIT-DE HST-DE		
Maxiwoody Compact		6140	70W	G12	HCI-T HIT CDM-T
		6141	70W	G12	HCI-T HIT CDM-T
		6143	70W	G12	HCI-T HIT CDM-T

		6142	70W	G12	HIT CDM-T
		6139	35W	G12	HCI-T HIT CDM-T
		6138	35W	G12	HIT CDM-T
		6145	42/32/26W	GX24q-4/3	TC-TEL
		6144	17W	GX24q-1	TC-TEL
		6146	24x1W		LED Neutral White
		6147	24x1W		LED Warm White
		6148	24x1W		LED Neutral White
		6149	24x1W		LED Warm White
		B150	24x1W		LED Cool White
		B151	24x1W		LED Warm White
Multiwoody		5650	70W	G12	HIT(Osram) HIT(CDM-T)
		5651	70W	G12	HIT(CDM-T)
		5652	70W	E27	HIE/C(Osram) HIE/M(Osram)
		5653	70W	E27	HST HIT(CDO-TT)
		5654	70W	E27	HSE HIE(CDO-ET)
		5684	70W	Rx7s	HIT-DE HST-DE
		5658	150W	G12	HIT(Osram) HIT(CDM-T)
		5659	150W	G12	HIT(CDM-T)
		5660	150W	E27	HIE/C(Sylvania) HIE/M(Sylvania)
		5661	100W	PG12-1	HST (SDW-T)
		5662	100W	PG12-1	HST (SDW-T)
Citywoody		5675	70W	G12	HIT(Osram) HIT(CDM-T)
		5676	70W	G12	HIT(CDM-T)
		5677	70W	E27	HIE/C (Osram) HIE/M (Osram)
		5678	70W	E27	HST HIT(CDO-TT)
		5679	70W	E27	HSE HIE(CDO-ET)
		5685	70W	Rx7s	HIT-DE HST-DE
		5680	150W	G12	HIT(Osram) HIT(CDM-T)

		5681	150W	G12	HIT(CDM-T)
		5682	150W	E27	HIE/C(Sylvania) HIE/M(Sylvania)
		5683	150W	Rx7s	HIT-DE HST-DE
Frameworkoody		5650	70W	G12	HIT(Osram) HIT(CDM-T)
		5651	70W	G12	HIT(CDM-T)
		5652	70W	E27	HIE/C(Osram) HIE/M(Osram)
		5653	70W	E27	HST HIT(CDO-TT)
		5654	70W	E27	HSE HIE(CDO-ET)
		5655	80W	E27	HME
		5684	70W	Rx7s	HIT-DE HST-DE
		5675	70W	G12	HIT(Osram) HIT(CDM-T)
		5676	70W	G12	HIT(CDM-T)
		5677	70W	E27	HIE/C(Osram) HIE/M(Osram)
		5678	70W	E27	HST HIT(CDO-TT)
		5679	70W	E27	HSE HIE(CDO-ET)
		5685	70W	Rx7s	HIT-DE HST-DE
		5658	150W	G12	HIT(Osram) HIT(CDM-T)
		5659	150W	G12	HIT(CDM-T)
		5660	150W	E27	HIE/C (Sylvania) HIE/M (Sylvania)
		5661	100W	PG12-1	HST (SDW-T)
5662	100W	PG12-1	HST (SDW-T)		
5663	125W	E27	HME		
5666	150W	Rx7s	HIT-DE HST-DE		
5680	150W	G12	HIT(Osram) HIT(CDM-T)		





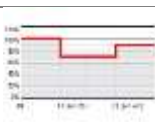
Frameworkoody		5681	150W	G12	HIT(CDM-T)	
		5682	150W	E27	HIE/C (Sylvania) HIE/M (Sylvania)	
		5683	150W	Rx7s	HIT-DE HST-DE	
iPro		BD32	20W	PGJ5	HIT (CDM-Tm)	
		BD33	20W	PGJ5	HIT (CDM-Tm)	
		BD34	9x1W	12V		LED Neutral White LED Warm White LED Neutral White LED Warm White QR-CBC51
		BD35	9x1W			
		BD36	9x1W			
		BD37	9x1W			
		BD38	50W			
		BD40	35W			
		BD41	35W	G8.5	HIT	
		BD42	35W	G8.5	HIT	
		BD43	35W	G8.5	HIT	
		BD44	35W	G8.5	HIT	
		BD45	35W	G8.5	HIT	
		BD46	16x1W			LED Neutral White LED Warm White LED Neutral White LED Warm White
		BD47	16x1W			
		BD48	16x1W			
		BD49	16x1W			
		BD52	70W			
		BD53	70W		HIT	
		BD54	70W	G12	HIT	
		BD55	70W	G12	HIT-DE	
		BD56	70W	G12	HIT	
		BD57	70W	Rx7s	HIT	
		BD58	70W	G12	HIT	
		BD59	50W	G12	HIT	
		BD61	150W	G12	HIT	
		BD62	150W	G12	HIT HST-DE	
BD59	150W	Rx7s	HCI-T HIT CDM-T			
BD61	150W	G12	HCI-T HIT CDM-T			

iPro		BD62	150W	G12	HST-DE HIT- DE
		BD52	70W	Rx7s	HCI-T HIT- CDM-T
		BD53	70W	G12	HIT- CDM-T
		BD54	70W	G12	HCI-T HIT- CDM-T
		BD56	70W	G12	HCI-T HIT- CDM-T
		BD57	70W	G12	HIT- CDM-T
		BD58	70W		HIT- CDM-T
		BD55	70W	G12	HIT-DE
		BD40	35W	Rx7s	HIT HCI-TC HIT CDM-TC
		BD41	35W	G8,5	HIT HCI-TC HIT CDM-TC
		BD42	35W	G8,5	HIT HCI-TC HIT CDM-TC
		BD43	35W	G8,5	HIT HCI-TC HIT CDM-TC
		BD44	35W	G8,5	HIT HCI-TC HIT CDM-TC
		BD45	35W	G8,5	HIT HCI-TC HIT CDM-TC
		BD32	20W	G8,5	CDM-tm
		BD33	20W		CDM-tm
		BD38	50W	PGJ5	QR-CBC 51
		BD34	9x1W	PGJ5	LED Neutral White
		BD35	9x1W	GU5,3	LED Warm White
		BD36	9x1W		LED Neutral White
		BD37	9x1W		LED Warm White
		BD46	16x1W		LED Neutral White
		BD47	16x1W		LED Warm White
		BD48	16x1W		LED Neutral White
		BD49	16x1W		LED Warm White

iRoad		B403	70W	Rx7s	HIT-DE HST-DE
		B404	150W	Rx7s	HIT-DE HST-DE
		B406	140W	PGZ12	HST (CPO-TW)
		B405	250W	G12	HIT (CDM-T)
		B407	70W	Rx7s	HIT-DE HST-DE
		B408	150W	Rx7s	HIT-DE HST-DE
		B410	140W	PGZ12	HST (CPO-TW)
		B409	250W	G12	HIT (CDM-T)

Alcuni di tali prodotti, con l'utilizzo di accessori quali alette direzionali, consentono di rientrare nei limiti pur se orientati leggermente rispetto alla verticale.

2. Riduzione del flusso in misura $\geq 30\%$ entro le ore 24:00 (DGR n.7/6162 art. 5.d).₂

Serie		Ad esempio le seguenti famiglie di prodotto:
Sistema Biregime		<ul style="list-style-type: none"> • Archilede • Lavinia • Argo • Delo • Delphi
Sistemi con regolatori di flusso		<ul style="list-style-type: none"> • Archilede • Lavinia • Argo • Delo • Delphi
W-Saving Regolatore di flusso autonomo		<ul style="list-style-type: none"> • Salaria • iRoad • Sistema Flaminia • Sistema Maxiwoody • Sistema Platea
Sistemi di controllo DALI Interface		<ul style="list-style-type: none"> • Archilede • Lavinia • Argo • Delo • Delphi • Sistema Maxiwoody • Platea • Maxiwoody-Woody LED
Sistemi regolazione integrati		<ul style="list-style-type: none"> • Archilede • Lavinia • Argo • Delo • Delphi


Si prega di consultare il catalogo per verificare i codici corrispondenti alle versioni richieste.

3. Limiti aree di rispetto:



Per impianti esistenti altamente inquinanti come globi, globi con alette schermanti sistemi a luce indiretta, lanterne o similari distribuzione della intensità luminosa $\leq 15 \text{cd/km}$ per $\gamma \geq 90^\circ$. (DGR n.7/6162art.8f)

I prodotti sottoelcati rispettano il limite di 15 cd/klm e quindi se installati prima dell'entrata in vigore della Legge Regionale, non vanno sostituiti




Prodotti Fissi

Serie		Codice	Potenza	Attacco	Lampada
Nuvola		4160	250W	Fc2	HIT-DE HST-DE
		4162	400W	Fc2	HIT-DE
		4163	250W	Fc2	HIT-DE HST-DE
		4165	400W	Fc2	HIT-DE
		4166	250W	Fc2	HIT-DE HST-DE
		4167	400W	Fc2	HST-DE
		4168	400W	Fc2	HIT-DE
		4169	250W	Fc2	HIT-DE HST-DE
		4171	400W	Fc2	HIT-DE
		4172	2x250W	Fc2	HIT-DE HST-DE
		4174	2x400W	Fc2	HIT-DE
		4175	2x250W	Fc2	HIT-DE HST-DE
		4176	2x400W	Fc2	HST-DE
		4177	2x400W	Fc2	HIT-DE
		4178	2x250W	Fc2	HIT-DE HST-DE
		4180	2x400W	Fc2	HIT-DE
4181	2x250W	Fc2	HIT-DE HST-DE		
4183	2x400W	Fc2	HIT-DE		



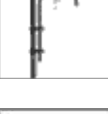

Prodotti installati a soffitto - Per orientamenti di 0° rispetto alla verticale - verso il basso:

Serie		Codice	Potenza	Attacco	Lampada
Full		7040	75W	E27	A 60
		7078	60W	E27	A 60
		7045	75W	E27	A60
		7082	60W	E27	A60
		7096	60W	E27	A60
Pixy		7134	10W	G4	QT9

Prodotti installati a parete

Serie		Codice	Potenza	Attacco	Lampada
Walky- Miniwalky		7109	7/9W	G23	TC
		7110	7/9W	G23	TC
Screen		7061	26W	G24d-3	TC-D
Kriss		5688	70W	G12	HIT (BLV)

Frangiluce – TABELLA DIFFUSORI (COLORI 22-24)


Serie		Codice	Accessorio	Attacco	Lampada
Mono		2002	1066	Up	80W HSE
		2005	1066	Up	70W HSE
Agorà		1137	1593	Down	100WHSE
		1137	1593	Down	125WHME
Exedra		1137	1593	Down	80W HME
		1137	1593	Down	70W HST
		1137	1593	Down	125W HME
		1137	1593	Down	100W HSE
Emilia		7250	1069	Up	70W HIE
		7252	1069	Up	150W HIE



4. Limiti aree di rispetto:


Per impianti nuovi si impone l'utilizzo di sorgenti al sodio bassa o alta pressione o con analoga efficienza.




(DGR n.7/6162art. 8g)




Prodotti Fissi





Serie		Codice	Potenza	Attacco	Lampada
Argo (Tilt = 2°)		7860	150W	E40	HST HIT (CDO-TT)
		7861	250W	E40	HST
		7670	150W	E40	HST HIT (CDO-TT)
		7671	250W	E40	HST
		B161	100W	E40	HST HIT (CDO-TT)
		B162	100W	E40	HST HIT (CDO-TT)
		BC84	140W	PGZ12	CPO-TW
		BC92	140W	PGZ12	CPO-TW
		BC85	150W	Rx7s	HST-DE
		BC88	150W	Rx7s	HST-DE
		BC91	150W	Rx7s	HST-DE HIT-DE
		BC93	150W	Rx7s	HST-DE
		BD01	150W	Rx7s	HST-DE
		BD04	150W	Rx7s	HST-DE
		BC85	150W	Rx7s	HIT-DE
		BD00	150W	Rx7s	HIT-DE
		BD03	150W	Rx7s	HIT-DE
		BC83	100W	E40	HST HIT CDO-TT
		BC86	100W	E40	HST
		BC97	100W	E40	HST HIT CDO-TT
		BC90	70W	Rx7s	HST-DE
		BC87	60W	PGZ12	CPO-TW
		BC94	60W	PGZ12	CPO-TW
BC82	70W	E27	HST HIT CDO-TT		



Argo (Tilt = 2°)		BC96	70W	E27	HST HIT CDO-TT
		BC89	70W	Rx7s	HIT-DE
		BC90	70W	Rx7s	HIT-DE
		BD86	50W	E27	HST HIT CDO-TT
		BD95	39x1W		LED Cool White
		BD96	59x1W		LED Cool White
		BD97	39x1W		LED Cool White
		BD98	59x1W		LED Cool White
		BF02	39x1W		LED Neutral White
		BF03	59x1W		LED Neutral White
		BF49	39x1W		LED Cool White
		BF50	59x1W		LED Cool White
		BF51	39x1W		LED Cool White
		BF52	59x1W		LED Cool White
		BF60	39x1W		LED Neutral White
		BF61	59x1W		LED Neutral White
		7010	48x1W		LED Cool White
		BF06	48x1W		LED Neutral White
		BF57	48x1W		LED Cool White
		BF64	48x1W		LED Neutral White
Delo (Tilt = 2°)		7856	150W	E40	HST HIT (CDO-TT)
		7857	250W	E40	HST
		7661	150W	E40	HST HIT (CDO-TT)
		7662	250W	E40	HST
		B159	100W	E40	HST HIT (CDO-TT)
		B160	100W	E40	HST HIT (CDO-TT)


Delphi (Tilt = 2°)		BF81	400W	E40	HST
		BF21	315W	PGZ18	CDM-T(Elite)
		BF25	315W	PGZ18	CDM-T(Elite)
		BF20	250W	E40	HST HIT CDO-TT
		BF24	250W	E40	HST
		BC59	140	PGZ12	CPO-TW
		BC67	140W	PGZ12	CPO-TW
		BF77	140W	PGZ12	CPO-TW
		BF80	140W	PGZ12	CPO-TW
		BC60	150W	Rx7s	HST-DE HIT-DE
		BC63	150W	Rx7s	HST-DE
		BC66	150W	Rx7s	HST-DE HIT-DE
		BC68	150W	Rx7s	HST-DE
		BC76	150W	Rx7s	HST-DE
		BC79	150W	Rx7s	HST-DE
		BF19	150W	E40	HST HIT CDO-TT
		BF22	150W	E40	HST
		BF23	150W	E40	HST HIT CDO-TT
		BF26	150W	E40	HST
		BC75	150W	Rx7s	HIT-DE
		BC78	150W	Rx7s	HIT-DE
		BC60	150W	Rx7s	HIT-DE
		BC58	100W	E40	HST HIT CDO-TT
		BC61	100W	E40	HST
		BC72	100W	E40	HST HIT CDO-TT
		BC65	70W	Rx7s	HST-DE
		BC62	60W	PGZ12	CPO-TW
		BC69	60W	PGZ12	CPO-TW

Delphi (Tilt = 2°) 	BC57	70W	E27	HST HIT CDO-TT
	BC71	70W	E27	HST HIT CDO-TT
	BC64	70W	Rx7s	HIT-DE
	BC65	70W	Rx7s	HIT-DE
	BC56	35W	G12	HCI-T HIT CDM-T
	BD91	39x1W		LED Cool White
	BD92	59x1W		LED Cool White
	BD93	39x1W		LED Cool White
	BD94	59x1W		LED Cool White
	BF00	39x1W		LED Neutral White
	BF01	59x1W		LED Neutral White
	BF11	84x1W		LED Cool White
	BF12	98x1W		LED Cool White
	BF13	84x1W		LED Cool White
	BF14	98x1W		LED Cool White
	BF17	84x1W		LED Neutral White
	BF18	98x1W		LED Neutral White
	BF45	39x1W		LED Cool White
	BF46	59x1W		LED Cool White
	BF47	39x1W		LED Cool White
	BF48	59x1W		LED Cool White
	BF58	39x1W		LED Neutral White
	BF59	59x1W		LED Neutral White
	BF69	84x1W		LED Cool White
	BF70	98x1W		LED Cool White
	BF71	84x1W		LED Cool White
	BF75	84x1W		LED Neutral White
BF76	98x1W		LED Neutral White	
BF72	98x1W		LED Cool White	
Flaminia A 	B051	70W	Rx7s	HIT-DE HST-DE
	B052	70W	Rx7s	HIT-DE HST-DE
	B053	70W	Rx7s	HIT-DE HST-DE
	B054	150W	Rx7s	HIT-DE HST-DE
	B055	150W	Rx7s	HIT-DE HST-DE
	B056	150W	Rx7s	HIT-DE HST-DE
Salaria 	B261	70W	E27	HST HIT (CDO-TT)
	B262	100W	E40	HST HIT (CDO-TT)




		B263	150W	E40	HST HIT (CDO-TT)
		B208	70W	E27	HST CDO-TT
		B209	100W	E40	HST CDO-TT
		B210	150W	E40	HST CDO-TT
iWay		B633	35W	G12	HIT
		B636	35W	G12	HIT
		B634	35W	G12	HIT
		B637	35W	G12	HIT
		B638	70W	G12	HIT
		B641	35W	G12	HIT
		B644	35W	G12	HIT
		B642	35W	G12	HIT
		B645	35W	G12	HIT
		B646	70W	G12	HIT
Sistema Cut-Off		BD85	50W	E27	HST HIT(CDO-TT)
		BC57	70W	E27	HST HIT(CDO-TT)
		BC58	100W	E40	HST HIT(CDO-TT)
		BC60	150W	Rx7s	HIT-DE HST-DE
		BC61	100W	E40	HST (Bi-Energy)
		BC63	150W	Rx7s	HST-DE (Bi-Energy)
		BC59	140W	PGZ12	CPO-TW
		BC62	60W	PGZ12	CPO-TW
		BC64	70W	Rx7s	HIT-DE HST-DE
		BC65	70W	Rx7s	HIT-DE HST-DE
		BC66	150W	Rx7s	HIT-DE HST-DE
		BC68	150W	Rx7s	HST-DE (Bi-Energy)
		BC67	140W	PGZ12	CPO-TW
		BC69	60W	PGZ12	CPO-TW
		BD86	50W	E27	HST HIT(CDO-TT)
		BC82	70W	E27	HST HIT(CDO-TT)



Sistema Cut-Off		BC83	100W	E40	HST HIT(CDO-TT)
		BC85	150W	Rx7s	HIT-DE HST-DE
		BD86	100W	E40	HST (Bi-Energy)
		BC88	150W	Rx7s	HST-DE (Bi-Energy)
		BC84	140W	PGZ12	CPO-TW
		BC87	60W	PGZ12	CPO-TW
		BC89	70W	Rx7s	HIT-DE HST-DE
		BC90	70W	Rx7s	HIT-DE HST-DE
		BC91	150W	Rx7s	HIT-DE HST-DE
		BC93	150W	Rx7s	HST-DE (Bi-Energy)
		BC92	140W	PGZ12	CPO-TW
		BC94	60W	PGZ12	CPO-TW
		Nuvola Speciale		Su richiesta	Su richiesta
Radius		7366	70W	Rx7s	HIT-DE HST-DE
		7368	70W	Rx7s	HIT-DE HST-DE
Archilede LED		BD99	39x1W		LED Cool White
		BD06	39x1W		LED Cool White
		BE00	59x1W		LED Cool White
		BD07	59x1W		LED Cool White
		BE01	84x1W		LED Cool White
		BD08	84x1W		LED Cool White
		BD06	39x1W		LED Cool White
		BD07	59x1W		LED Cool White
		BD08	84x1W		LED Cool White
		BD99	39x1W		LED Cool White
		BE00	59x1W		LED Cool White
		BE01	84x1W		LED Cool White
		BE88	55x1W		LED Cool White
		BE89	81x1W		LED Cool White
		BE90	98x1W		LED Cool White
		BE91	55x1W		LED Cool White
		BE92	81x1W		LED Cool White
		BE93	98x1W		LED Cool White
BE94	391x1W		LED Neutral White		
BE95	59x1W		LED Neutral White		
BE96	84x1W		LED Neutral White		
BE97	55x1W		LED Neutral White		
BE98	81x1W		LED Neutral White		





		BE99 BF27 BF28 BF29 BF30 BF31 BF32 BF33 BF34 BF35 BF36 BF37 BF38 BF39 BF40 BF41 BF42 BF43 BF44	98x1W 39x1W 59x1W 84x1W 39x1W 59x1W 84x1W 55x1W 81x1W 98x1W 55x1W 81x1W 98x1W 39x1W 59x1W 84x1W 55x1W 81x1W 98x1W		LED Neutral White LED Cool White LED Cool White LED Cool White LED Cool White LED Cool White LED Cool White LED Cool White LED Cool White LED Cool White LED Cool White LED Cool White LED Cool White LED Neutral White LED Neutral White LED Neutral White LED Neutral White LED Neutral White LED Neutral White
iRound		BE59 BE58 BE56 BE57 BE56 BE64 BE63 BE50 BE67	150W 150W 70W 70W 70W 70W 35W 35W 26W	G12 G12 G12 G12 G12 G12 G12 GX10 GX24q-3	HCI-T HIT CDM-T HIT CDM-T HCI-T HCI-T HIT CDM-T HIT CDM-T HIT CDM-T HCI-T HI-PAR 51 TC-TEL
Crown		BG54 BG55 BG56 BG57 BG58 BG59 BG60 BG65	50W 70W 100W 150W 250W 60W 90W 70W	E27 E27 E40 E40 E40 PGZ12 PGZ12 Rx7s	HST HIT-CE HST HIT-CE HST HIT-CE HST HIT-CE HST HIT-CE CPO-TW CPO-TW HST-DE HIT-DE HIT-DE-CE



		BG66	150W	Rx7s	HST-DE HIT-DE HIT-DE-CE
		BG67	250W	G12	HIT-CE
		BG68	250W	E40	HST HIT-CE
		BG69	60W	PGZ12	CPO-TW
		BG70	90W	PGZ12	CPO-TW
		BG71	70W	G12	HIT-CE
		BG72	100W	G12	HIT-CE
		BG73	150W	G12	HIT-CE
		BG74	250W	G12	HIT-CE
		BG75	250W	E40	HST HIT-CE
		BG76	70W	E27	HST HIT-CE
		BG77	150W	E40	HSE HIE-CE
		BG78	60W	PGZ12	CPO-TW
		BG79	90W	PGZ12	CPO-TW
		BG95	100W		LED Neutral White
		BG61	50W		LED Neutral White
		BG62	70W		LED Neutral White
		BG63	101W		LED Neutral White
		BG64	105W		LED Neutral White
		BG80	56W		LED Fortimo 4000K
		BG81	59W		LED Fortimo 4000K
Street		BG82	50W	E27	HST HIT-CE
		BG83	70W	E27	HST HIT-CE
		BG84	100W	E40	HST HIT-CE
		BG85	150W	E40	HST HIT-CE
		BG86	60W	PGZ12	CPO-TW
		BG87	90W	PGZ12	CPO-TW
		BG88	140W	PGZ12	CPO-TW
		BG93	100W	E40	HST-CE
		BG94	150W	E40	HST-CE




Prodotti orientabili - Per orientamenti di 0° rispetto alla verticale - verso il basso:



Serie		Codice	Potenza	Attacco	Lampada
Platea		7376	2x26W	Gx24d-3	TC-T
		7377	70W	Rx7s	HIT-DE HST-DE
		7378	150W	Rx7s	HIT-DE HST-DE
		7395	250W	Fc2	HIT-DE
		7379	70W	Rx7s	HIT-DE HST-DE
		7394	250W	Fc2	HIT-DE
		7380	150W	Rx7s	HIT-DE HST-DE
		7444	70W	G12	HIT
		7445	150W	G12	HIT
		7698	70W	Rx7s	HIT-DE HST-DE
		7699	150W	Rx7s	HIT-DE HST-DE
		7499	250W	G12	HIT(CDM-T)
		7387	70W	G12	HIT
		7388	150W	G12	HIT
		7396	70W	Rx7s	HIT-DE
		7397	150W	Rx7s	HIT-DE
7399	150W	G12	HIT		
Lingotto		7019	250W	Fc2	HST-DE
		7029	250W	Fc2	HST-DE
		7017	150W	Rx7s	HST-DE
		7027	150W	Rx7s	HST-DE
		7012	150W	Rx7s	HST-DE
Linealuce		7862	14W	G5	T16
		7863	21W	G5	T16
		7864	28W	G5	T16
		7865	35W	G5	T16
		B857	21W	G5	T16
		B858	28W	G5	T16
		B859	35W	G5	T16
		B861	21W	G5	T16
		B862	28W	G5	T16
		B863	35W	G5	T16
		B865	21W	G5	T16
		B866	28W	G5	T16
B867	35W	G5	T16		

Woody a Scarica		7593	70W	G12	HIT
		7594	70W	G12	HIT
Maxiwoody		5614	70W	G12	CDM-T
		5615	70W	G12	CDM-T
		5616	60W	PGZ12	CPO-TW
		5617	60W	PGZ12	CPO-TW
		5618	150W	G12	CDM-T
		5619	150W	G12	CDM-T
		5620	140W	PGZ12	CPO-TW
		5621	140W	PGZ12	CPO-TW
		5650	70W	G12	HIT (CDM-T)
		5651	70W	G12	HIT (CDM-T)
		5653	70W	E27	HST
		5684	70W	Rx7s	HIT-DE HST-DE
		5658	150W	G12	HIT (CDM-T)
		5659	150W	G12	HIT (CDM-T)
		5666	150W	Rx7s	HIT-DE HST-DE
		5669	250W	E40	HSE
		5670	250W	E40	HST
		5672	400W	E40	HST
		5674	400W	E40	HSE
		5675	70W	G12	HIT (CDM-T)
		5676	70W	G12	HIT (CDM-T)
		5678	70W	E27	HST
		5685	70W	Rx7s	HIT-DE HST-DE
		5680	150W	G12	HIT (CDM-T)
		5681	150W	G12	HIT (CDM-T)
		5683	150W	Rx7s	HST-DE
		5614	70W	G12	CDM-T

Maxiwoody		5615	70W	G12	CDM-T
		5617	60W	PGZ12	CPO-TW
		5618	150W	G12	CDM-T
		5619	150W	G12	CDM-T
		5620	140W	PGZ12	CPO-TW
		5621	140W	PGZ12	CPO-TW
		5622	250W	G12	CDM-T
		5623	250W	G12	CDM-T
		5624	250W	G12	CDM-T
Maxiwoody Compact		6140	70W	G12	HCI-T HIT CDM-T
		6141	70W	G12	HCI-T HIT CDM-T
		6143	70W	G12	HCI-T HIT CDM-T
		6142	70W	G12	HIT CDM-T
		6139	35W	G12	HCI-T HIT CDM-T
		6138	35W	G12	HIT CDM-T
		B150 B151	24x1W 24x1W		LED Cool White LED Warm White
Multiwoody		5650	70W	G12	HIT (CDM-T)
		5651	70W	G12	HIT (CDM-T)
		5653	70W	E27	HST
		5684	70W	Rx7s	HIT-DE HST-DE
		5658	150W	G12	HIT (CDM-T)
		5659	150W	G12	HIT (CDM-T)
Citywoody		5675	70W	G12	HIT (CDM-T)
		5676	70W	G12	HIT (CDM-T)
		5678	70W	E27	HST
		5685	70W	Rx7s	HIT-DE HST-DE
		5680	150W	G12	HIT (CDM-T)
		5681	150W	G12	HIT (CDM-T)
		5683	150W	Rx7s	HIT-DE HST-DE

Frameworkody 	5650	70W	G12	HIT (CDM-T)
	5651	70W	G12	HIT (CDM-T)
	5653	70W	E27	HST
	5684	70W	Rx7s	HIT-DE HST-DE
	5675	70W	G12	HIT (CDM-T)
	5676	70W	G12	HIT (CDM-T)
	5678	70W	E27	HST
	5685	70W	Rx7s	HIT-DE HST-DE
	5658	150W	G12	HIT (CDM-T)
	5659	150W	G12	HIT (CDM-T)
	5666	150W	Rx7s	HIT-DE HST-DE
	5680	150W	G12	HIT (CDM-T)
	5681	150W	G12	HIT (CDM-T)
	5683	150W	Rx7s	HIT-DE HST-DE
	Lavinia 	BD87	39x1W	
BD89		39x1W		LED Cool White
BD88		59x1W		LED Cool White
BD90		59x1W		LED Cool White
B214		250W	E40	HST
B215		400W	E40	HIT (PHILIPS)
B217		250W	Fc2	HST-DE
B413		70W	Rx7s	HIT-DE HST-DE
B414		70W	E27	HST
B420		140W	PGZ12	HST (CPO-TW)
B415		150W	Rx7s	HIT-DE HST-DE
B416		250W	G12	HIT (CDM-T)
B425		70W	Rx7s	HIT-DE HST-DE
B426		70W	E27	HST

Lavinia		B432	140W	PGZ12	HST (CPO-TW)
		B427	150W	Rx7s	HIT-DE HST-DE
		B428	250W	G12	HIT (CDM-T)
		B411	100W	E40	HST HIT (CDO-TT)
		B412	150W	E40	HST HIT (CDO-TT)
		BD87	39x1W		LED Cool White
		BD88	59x1W		LED Cool White
		BD89	39x1W		LED Cool White
		BD90	59x1W		LED Cool White
		BF04	39x1W		LED Neutral White
		BF05	59x1W		LED Neutral White
		BF07	84x1W		LED Cool White
		BF08	98x1W		LED Cool White
		BF09	84x1W		LED Cool White
		BF10	98x1W		LED Cool White
		BF15	84x1W		LED Neutral White
		BF16	98x1W		LED Neutral White
		BF62	39x1W		LED Neutral White
		BF63	59x1W		LED Neutral White
		BF65	84x1W		LED Cool White
		BF66	98x1W		LED Cool White
		BF67	84x1W		LED Cool White
		BF68	98x1W		LED Cool White
		BF73	84x1W		LED Neutral White
		BF74	98x1W		LED Neutral White
		BF53	39x1W		LED Cool White
		BF54	59x1W		LED Cool White
BF55	6x1W		LED Cool White		
BF56	59x1W		LED Cool White		
iRoad		B403	70W	Rx7s	HIT-DE HST-DE
		B404	150W	Rx7s	HIT-DE HST-DE
		B406	140W	PGZ12	HST (CPO-TW)
		B405	250W	G12	HIT (CDM-T)
		B407	70W	Rx7s	HIT-DE HST-DE
		B408	150W	Rx7s	HIT-DE HST-DE
		B410	140W	PGZ12	HST (CPO-TW)
		B409	250W	G12	HIT (CDM-T)
iTeka		B789	35W	G12	HIT
		BA04	35W	G8.5	HIT
		B797	35W	G12	HIT
		B798	35W	G8.5	HIT
		B805	35W	G8.5	HIT

		B812 B814 B817 B819 B822 BC35 BC37 BC39 BC41	2x35W 35W 35W 2x35W 2X35W 35W 35W 2X35W 2X35W	G8.5 G12 G8.5 G12 G8.5 G12 G8.5 G12 G8.5	HIT HIT HIT HIT HIT HIT HIT HIT HIT
iRoll 65		BA33 BA34 B761 B763 B783 B784 B785 B786 B756 B759 B760 B762 B764 B765 B771 B827	70W 70W 150W 150W 150W 2x70W 2x70W 2x70W 70W 70W 70W 150W 150W 150W 70W 2x70W	G 8.5 G 8.5 G12 G12 G12 G18.5 G18.5 G18.5 G12 G12 G12 G12 G12 G12 G12 G18.5	HIT HIT HIT HIT HIT HIT HIT HIT HIT HIT HIT HIT HIT HIT HIT HIT
iPro		BD52 BD53 BD54 BD55 BD56 BD57 BD58 BD61 BD62 BD59 BD61 BD62 BD52 BD53 BD54	70W 70W 70W 70W 70W 70W 70W 150W 150W 150W 150W 150W 70W 70W 70W	G12 G12 G12 Rx7s G12 G12 G12 G12 Rx7s G12 G12 Rx7s G12 G12 G12	HIT HIT HIT HIT-DE HIT HIT HIT HIT HIT HIT HIT-DE HIT-DE HCI-T HIT CDM-T HCI-T HIT CDM-T HST-DE HIT- DE HCI-T HIT- CDM-T HIT- CDM-T HCI-T HIT- CDM-T

		BD56	70W	G12	HCI-T HIT- CDM-T
		BD57	70W	G12	HIT- CDM-T
		BD58	70W	G12	HIT- CDM-T
		BD55	70W	Rx7s	HIT-DE
		BD40	35W	G8,5	HIT HCI-TC HIT CDM-TC
		BD41	35W	G8,5	HIT HCI-TC HIT CDM-TC
		BD42	35W	G8,5	HIT HCI-TC HIT CDM-TC
		BD43	35W	G8,5	HIT HCI-TC HIT CDM-TC
		BD44	35W	G8,5	HIT HCI-TC HIT CDM-TC
		BD45	35W	G8,5	HIT HCI-TC HIT CDM-TC
		BD32	20W	PGJ5	CDM-tm
		BD33	20W	PGJ5	CDM-tm

Alcuni di tali prodotti, con l'utilizzo di accessori quali alette direzionali, consentono di rientrare nei limiti pur se orientati leggermente rispetto alla verticale.

5. Deroghe:








Impianti con 3 punti luce con sorgenti aventi, ciascuna, un flusso $\leq 1500\text{lm}$. (DGR n.7/6162 art. 9.b)





Impianti con numero di punti luce > 3 che rispettano le seguenti condizioni:

- ciascuna sorgente ha un flusso $\leq 1500\text{lm}$




- il flusso totale emesso da tutti i punti luce $\leq 2250\text{lm}$ per $\gamma \geq 90^\circ$. (DGR n.7/6162 art. 9.b)










Camminamenti- Picchetti




Serie		Codice	Flusso $> 90^\circ$ [lumen]
Spark		7284	33
		7286	33
Dart		7294	251
		7293	251
Arc		7208	0
Tee		7596	15
		7596+5931	19
		7597	15
		7898	15
		7595	15
		B868	3.8
		B869	20.16
		B870	1.4
		B874	3.8
		B875	20.16
		B876	1.4
		B880	3.8
		B881	20.16
		B882	1.4
B886	3.8		
B887	20.16		
B888	1.4		
Olimpia		7230	356
		7231	356
		7233	356
		7234	356
		7235	356
Ellipse		7576 (60W)	128
		7579 (60W)	128
		7577	210
		7580	210
		7582 (2x60W)	256
		7585 (2x60W)	256
		7583	420
		7586	420
Euclide		7192	111








iWay		B469 B470 B471 B474 B477 B479 B480 B489 B490 B491 BG19 BG20 BG21 BG22	<1 <1 <1 9 322 241 241 6,5 <1 <1 <1 <1 <1 <1
Pencil		B493 B494 B495 B498 B499 B500	43 115 230 52 138 276
iPoint		BE07 BE09 BE12 BG06 BE08 BE10 BE11 BE13	272 272 167 167 149 149 149 149
Zyl		BE02 BE03 BE04 BE05 BE06	58,4 58,4 58,4 58,4 58,4

Incasso-Applique

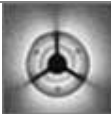
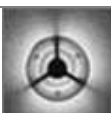

Serie		Codice	Flusso > 90°
Screen		7094 7141 7124	42 51 42
Grid		B562 7050 7055 7086 7090 7088 7092 7069 7120 7122	290 230 283 184 227 186 222 230 183 186
Full		7040 7045 7078 7082 7080 7084 7064 7096 7098 B552	264 336 212 266 216 264 264 212 150 290



MiniRoll65 /MicroiRoll65		BC19 BC20 BC22 BC23 BA91 BA92 BA93 BA94 BA95 BA96	252.92 234.36 236.60 219.24 193.14 178.97 75.09 170.07 157.60 66.04
Comfort		7095 7125 B576 B578	6 6 8 8
Pixy		7143 7142	3.2 29
Pixy LED		BF94 BF95 BF98 BF99 BF96 BF97	0 0 0 0 0 0
Walky-Miniwalky		7133 7110 7131 7109	0 0 72 14
Miniwalky LED		BG00 BG01 BG02 BG03	55 48 0 0
Linealuce flusso up		7862 7869	83 528
Linealuce flusso hor		7862 7869	391 264
Linealuce LED Monocromatico		BB65 BB66 BB69 BB70 BB73 BB76 B745 B650 B747 B660 B670 B680 B746 B655 B748 B665 B675 B685 B650 B660 B670	450.53 901.06 463.22 926.44 748.76 647.24 417.48 174.94 834.96 349.88 524.83 699.77 429.26 179.87 858.48 359.74 539.61 719.48 174.94 349.88 524.28







		B680 B655 B665 B675 B685 BA53 BA54 BA57 BA60 BA62 BA63 BA66 BA69	699.77 179.87 359.74 539.61 719.48 693.84 290.75 436.12 581.50 599.76 251.32 377 502.65
Linealuce LED -RGB		BA76 BA77 BA78 BA70 BA71 BA72 BA73 BA74 BA75	445.33 623.47 890.67 375.75 526.05 751.50 361.83 506.57 723.67
Ellipse		7113 (60W) 7114 (60W) 7116 7117 7588	161 88 190 288 128
Glim Cube Hor		BB16 BB17 BB18 BB19 BC32 BB20 BB21 BC33 BB06 BB07 BC27 BB08 BB09 BB10 BB11 BC28 BC29 BB12 BB13 BB14 BB15 BC30 BC31 BA97 BA98 BC25 BB02 BB03 BC26 BA99 BB01 BB04 BB05 B602	11.4 10.43 11.34 10.43 9.25 11.34 10.43 9.25 25 23.52 9.24 0 0 0 0 0 0 34.45 37.8 40.79 37.8 15.64 17.53 57.2 52.92 19.19 70.70 65.52 27.05 57.10 52.92 70.7 65.52 16.96

Miniwoody LED		B590 B587 B589	128.52 23 23.52
Woody LED		BA40 BA41 BA42 BA43	815.85 756.11 630.92 604.8
Miniwoody Elettronico		B584 B585 B593	250 323 323
VIS		B696 B701 B753	179 261 74
iPro-iPro LED		BD38 BD34 BD35 BD36 BD37 BD47 BD49	0 0 0 0 0 0 0
iRound-iRound LED		BE60 BE62 BE51 BE52 BE53 BE54 BE55	0 0 0 0 0 0 0
Laser		BD29 BD22 BD23 6144	0 0 0 0

Incasto a terra




Serie		Codice	Flusso > 90°
Balisage		4196 4197 4198 B892 B893 B897 B898	8.4 21 172 2.58 <1 7.68 2.69
Balisage LED		BD77 BD78	n.d. n.d.
Light up		7167 B001 B002 B003 B004 B032 B183 B184 7111 7112 7196	504 43 245 276 194 43 5.49 1.92 1.92 1.92 1.92







		7197	1.92
		BD75	n.d.
		B257	5.49
		BD76	n.d.
		B258	1.92
		B254	45.5
		B255	44.2
		B256	245
		BB33	495
		BB34	376.2
		BB35	450
		BB36	342
		BB37	173.73
		BB38	495
		BB39	376.2
		BB40	450
		BB41	342
		BB42	176.73
		B618	228
		B619	228
		B626	517
		7169	486
		7170	1410
		7160	69
		7162	490
		BD29	585
		BD22	533.28
		BD23	490
		BD25	158.76
		B892	51.38
		BD77	n.d.
		B893	51.3
		B897	54.9
		B898	54.9
		4197	660.3
Linealuce		7884	324
		7886	540
		7878	162
		7879	486
		7890	418
Led Plus		BB43	45.32
		BB44	42
		BB47	45.32
		BB48	42
		BB45	87.94
		BB46	77.28
		BB49	87.94
		BB50	81.49
		BB51	144.13
		BB52	133.56
		BB53	336.31
		BB54	311.64
		BB55	576.53
		BB56	534.24
		BB57	19.94
		BB58	18.48
		BB59	59.83
		BB60	55.44
		B281	8.11
		B275	<1
		B276	<1



Led Plus		B285 B286 B319 B328 B300 B294 B295 B304 B305 B337 B346 B349 B364 B367 B382 B385 B400 2606 2620 2628 2633 2635 2640 2600 2601 2604 2611 2612	3 <1 11.45 10.22 8.11 1 <1 3 <1 11.61 10.21 12.68 2.98 2.88 8.94 32.11 14.89 <1 <1 6.36 10.2 6.36 10.2 3 0,48 1.9 12 1.92
Light up Walk Professional		B255 B254 B256 B257 B258 BD75 BD76 BD71 BD72 BD73 BD74	44 45 219 5.49 1.92 n.d n.d. n.d. n.d. n.d. n.d. n.d.
Light up Walk Inox		BD22 BD29 BD23	528 456 490
Light up Walk Inox LED		BD24 BD25	183,2 158,8
Light Up Garden LED		7111 7112 7196 7197	110,5 95,8 380,7 329,9
iFace		B828 B831 B834 B837 B850 B853	143 144 180 180 143 180

6. In riferimento all'art. 9, comma a e c, della legge n. 17 del 27.03.2000 - non ci sono limiti per le luci internalizzate, e per gli usi temporanei, purché lo spegnimento avvenga entro le 20/22.
7. Nelle aree extraurbane e grandi aree si impone l'utilizzo di sorgenti al sodio (bassa o alta pressione)
(DGR n.7/6162 art.6)





Prodotti Fissi






Serie		Codice	Potenza	Attacco	Lampada
Argo (Tilt = 2°)		7860	150W	E40	HST
		7861	250W	E40	HST
		7670	150W	E40	HST
		7671	250W	E40	HST
		B161	100W	E40	HST
		B162	100W	E40	HST
		BC85	150W	Rx7s	HST-DE
		BC88	150W	Rx7s	HST-DE
		BC91	150W	Rx7s	HST-DE
		BC93	150W	Rx7s	HST-DE
		BD01	150W	Rx7s	HST-DE
		BD04	150W	Rx7s	HST-DE
		BC83	100W	E40	HST
		BC86	100W	E40	HST
		BC97	100W	E40	HST
		BC90	70W	Rx7s	HST-DE
		BC82	70W	E27	HST
		BC96	70W	E27	HST
BD86	50W	E27	HST		
Delo (Tilt = 2°)		7856	150W	E40	HST
		7857	250W	E40	HST
		7661	150W	E40	HST
		7662	250W	E40	HST
		BF81	400W	E40	HST
		BF20	250W	E40	HST
		BF24	250W	E40	HST
		BC60	150W	Rx7s	HST-DE
		BC63	150W	Rx7s	HST-DE
		BC66	150W	Rx7s	HST-DE
		BC68	150W	Rx7s	HST-DE
		BC76	150W	Rx7s	HST-DE
		BC79	150W	Rx7s	HST-DE
		BF19	150W	E40	HST
		BF22	150W	E40	HST
		BF23	150W	E40	HST
		BF26	150W	E40	HST
		BC58	100W	E40	HST
		BC61	100W	E40	HST
		BC72	100W	E40	HST
BC65	70W	Rx7s	HST-DE		
BC57	70W	E27	HST		
BC71	70W	E27	HST		
Delphi (Tilt = 2°)		BF81	400W	E40	HST
		BF20	250W	E40	HST
		BF24	250W	E40	HST
		BC60	150W	Rx7s	HST-DE
		BC63	150W	Rx7s	HST-DE
		BC66	150W	Rx7s	HST-DE
		BC68	150W	Rx7s	HST-DE
		BC76	150W	Rx7s	HST-DE
		BC79	150W	Rx7s	HST-DE
		BF19	150W	E40	HST
		BF22	150W	E40	HST

		BF23 BF26 BC58 BC61 BC72 BC65 BC57 BC71	150W 150W 100W 100W 100W 70W 70W 70W	E40 E40 E40 E40 E40 Rx7s E27 E27	HST HST HST HST HST HST-DE HST HST
Flaminia A		B051 B052 B053 B054 B055 B056	70W 70W 70W 150W 150W 150W	Rx7s Rx7s Rx7s Rx7s Rx7s Rx7s	HST-DE HST-DE HST-DE HST-DE HST-DE HST-DE
Salaria		B261 B262 B263	70W 100W 150W	E27 E40 E40	HST HST HST
Nuvola Speciale		Su Richiesta	Su Richiesta	Su Richiesta	Su Richiesta
Radius		7366 7368	70W 70W	Rx7s Rx7s	HST-DE HST-DE
Sistema Cut-Off		BD85 BC57 BC58 BC60 BC61 BC63 BC64 BC65 BC66 BC68 BD86 BC82 BC83 BC85 BD86 BC88 BC89 BC90 BC91 BC93	50W 70W 100W 150W 100W 150W 70W 70W 150W 150W 50W 70W 100W 150W 100W 150W 70W 70W 150W 150W 150W	E27 E27 E40 Rx7s E40 Rx7s Rx7s Rx7s Rx7s Rx7s E27 E27 E40 Rx7s E40 Rx7s Rx7s Rx7s Rx7s Rx7s Rx7s	HST HST HST HST-DE HST (Bi-Energy) HST-DE (Bi-Energy) HST-DE HST-DE HST-DE HST-DE (Bi-Energy) HST HST HST HST-DE HST (Bi-Energy) HST-DE (Bi-Energy) HST-DE HST-DE HST-DE HST-DE HST-DE (Bi-Energy)
Laser		BD30 BD28	70W 70W	Rx7s E27	HST-DE HST

Crown		BG54	50W	E27	HST
		BG55	70W	E27	HST
		BG56	100W	E40	HST
		BG57	150W	E40	HST
		BG58	250W	E40	HST
		BG66	150W	Rx7s	HST-DE
		BG68	250W	E40	HST
		BG75	250W	E40	HST
		BG76	70W	E27	HST
		BG77	150W	E40	HSE
		BG95	100W	E40	HSE
		BG61	50W		LED Neutral White
		BG62	70W		LED Neutral White
		BG63	101W		LED Neutral White
		BG64	105W		LED Neutral White
		BG80	56W		LED Fortimo 4000K
		Street		BG82	50W
BG83	70W			E27	HST
BG84	100W			E40	HST
BG85	150W			E40	HST
BG93	100W			E40	HST-CE
BG94	150W			E40	HST-CE

Prodotti orientabili - Per orientamenti di 0° rispetto alla verticale - verso il basso:

Serie		Codice	Potenza	Attacco	Lampada
Platea		7377	70W	Rx7s	HST-DE
		7378	150W	Rx7s	HST-DE
		7379	70W	Rx7s	HST-DE
		7380	150W	Rx7s	HST-DE
		7698	70W	Rx7s	HST-DE
		7699	150W	Rx7s	HST-DE
		7377	70W	Rx7s	HST-DE
		7378	150W	Rx7s	HST-DE
		7379	70W	Rx7s	HST-DE
		7380	150W	Rx7s	HST-DE
		7698	70W	Rx7s	HST-DE
7699	150W	Rx7s	HST-DE		
Lingotto		7019	250W	Fc2	HST-DE
		7029	250W	Fc2	HST-DE
		7017	150W	Rx7s	HST-DE
		7027	150W	Rx7s	HST-DE
		7012	150W	Rx7s	HST-DE
Lavinia		B214	250W	E40	HST
		B216	400W	E40	HST (PHILIPS)
		B217	250W	Fc2	HST-DE
		B219	400W	Fc2	HST-DE
		B413	70W	Rx7s	HST-DE
		B414	70W	E27	HST
		B415	150W	Rx7s	HST-DE
		B425	70W	Rx7s	HST-DE
		B426	70W	E27	HST
		B427	150W	Rx7s	HST-DE
		B411	100W	E40	HST
B412	150W	E40	HST		
iRoad		B403	70W	Rx7s	HST-DE
		B404	150W	Rx7s	HST-DE
		B407	70W	Rx7s	HST-DE
		B408	150W	Rx7s	HST-DE

Maxiwoody		5653	70W	E27	HST
		5666	150W	Rx7s	HST-DE
		5669	250W	E40	HSE
		5670	250W	E40	HST
		5672	400W	E40	HST
		5674	400W	E40	HSE
		5678	70W	E27	HST
		5685	70W	Rx7s	HST-DE
		5683	150W	Rx7s	HST-DE
5684	70W	Rx7s	HST-DE		
Multiwoody		5653	70W	E27	HST
Citywoody		5678	70W	E27	HST
		5685	70W	Rx7s	HST-DE
		5683	150W	Rx7s	HST-DE
Frameworky		5653	70W	E27	HST
		5684	70W	Rx7s	HST-DE
		5678	70W	E27	HST
		5685	70W	Rx7s	HST-DE
		5666	150W	Rx7s	HST-DE
		5683	150	Rx7	HST-D
Ipro		BD62	150W	Rx7s	HST-DE

Alcuni di tali prodotti, con l'utilizzo di accessori quali alette direzionali, consentono di rientrare nei limiti pur se orientati leggermente rispetto alla verticale.

Massimo Gattari
Direttore Progettazione