

Recanati, li 20 gennaio 2012

Oggetto: Prodotti iGuzzini rispondenti alla Legge Regionale Liguria n. 22 del 29.05.2007 .


Disposizioni per la prevenzione e lotta all'inquinamento luminoso e per il corretto impiego delle risorse energetiche. Si dichiara che le seguenti serie di prodotti iGuzzini sono conformi ai seguenti criteri di valutazione degli apparecchi per la limitazione della dispersione verso l'alto del flusso luminoso:


1. Limiti generali:



Intensità luminosa ≤ 0 cd/klm per $\geq 90^\circ$. (art.20 comma 1a)

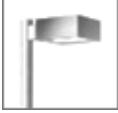
Sorgenti luminose con efficienza luminosa 90 lm/W. (art.20 comma 1b)

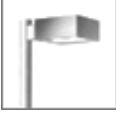





Prodotti Fissi


Serie		Codice	Potenza	Attacco	Lampada
Argo (Tilt = 2°)		7860	150W	E40	HST HIT (CDO-TT)
		7861	250W	E40	HST
		7670	150W	E40	HST HIT (CDO-TT)
		7671	250W	E40	HST
		B161	100W	E40	HST HIT (CDO-TT)
		B162	100W	E40	HST HIT (CDO-TT)
		BC84	140W	PGZ12	CPO-TW
		BC92	140W	PGZ12	CPO-TW
		BC85	150W	Rx7s	HST-DE
		BC88	150W	Rx7s	HST-DE
		BC91	150W	Rx7s	HST-DE HIT-DE
		BC93	150W	Rx7s	HST-DE
		BD01	150W	Rx7s	HST-DE
		BD04	150W	Rx7s	HST-DE
		BC85	150W	Rx7s	HIT-DE
		BD00	150W	Rx7s	HIT-DE
		BD03	150W	Rx7s	HIT-DE
BC83	100W	E40	HST HIT CDO-TT		





Argo (Tilt = 2°)		BC86	100W	E40	HST
		BC97	100W	E40	HST HIT CDO-TT
		BC90	70W	Rx7s	HST-DE
		BC87	60W	PGZ12	CPO-TW
		BC94	60W	PGZ12	CPO-TW
		BC82	70W	E27	HST HIT CDO-TT
		BC96	70W	E27	HST HIT CDO-TT
		BC89	70W	Rx7s	HIT-DE
		BC90	70W	Rx7s	HIT-DE
		BD86	50W	E27	HST HIT CDO-TT
		BD95	39x1W		LED Cool White
		BD96	59x1W		LED Cool White
		BD97	39x1W		LED Cool White
		BD98	59x1W		LED Cool White
		BF02	39x1W		LED Neutral White
		BF03	59x1W		LED Neutral White
		BF49	39x1W		LED Cool White
		BF50	59x1W		LED Cool White
		BF51	39x1W		LED Cool White
		BF52	59x1W		LED Cool White
		BF60	39x1W		LED Neutral White
		BF61	59x1W		LED Neutral White
		7010	48x1W		LED Cool White
		BF06	48x1W		LED Neutral White
		BF57	48x1W		LED Cool White
		BF64	48x1W		LED Neutral White



Delo (Tilt = 2°)		7856	150W	E40	HST HIT (CDO-TT)
		7857	250W	E40	HST
		7661	150W	E40	HST HIT (CDO-TT)
		7662	250W	E40	HST
		B159	100W	E40	HST HIT (CDO-TT)
		B160	100W	E40	HST HIT (CDO-TT)
Delphi (Tilt = 2°)		BF81	400W	E40	HST
		BF21	315W	PGZ18	CDM-T(Elite)
		BF25	315W	PGZ18	CDM-T(Elite)
		BF20	250W	E40	HST HIT CDO-TT
		BF24	250W	E40	HST
		BC59	140	PGZ12	CPO-TW
		BC67	140W	PGZ12	CPO-TW
		BF77	140W	PGZ12	CPO-TW
		BF80	140W	PGZ12	CPO-TW
		BC60	150W	Rx7s	HST-DE HIT-DE
		BC63	150W	Rx7s	HST-DE
		BC66	150W	Rx7s	HST-DE HIT-DE
		BC68	150W	Rx7s	HST-DE
		BC76	150W	Rx7s	HST-DE
		BC79	150W	Rx7s	HST-DE
		BF19	150W	E40	HST HIT CDO-TT
		BF22	150W	E40	HST


Delphi (Tilt = 2°)		BF23	150W	E40	HST HIT CDO-TT
		BF26	150W	E40	HST
		BC75	150W	Rx7s	HIT-DE
		BC78	150W	Rx7s	HIT-DE
		BC60	150W	Rx7s	HIT-DE
		BC58	100W	E40	HST HIT CDO-TT
		BC61	100W	E40	HST
		BC72	100W	E40	HST HIT CDO-TT
		BC65	70W	Rx7s	HST-DE
		BC62	60W	PGZ12	CP0-TW
		BC69	60W	PGZ12	CP0-TW
		BC57	70W	E27	HST HIT CDO-TT
		BC71	70W	E27	HST HIT CDO-TT
		BC64	70W	Rx7s	HIT-DE
		BC65	70W	Rx7s	HIT-DE
		BC56	35W	G12	HCI-T HIT CDM-T
		BD91	39x1W		LED Cool White
		BD92	59x1W		LED Cool White
		BD93	39x1W		LED Cool White
		BD94	59x1W		LED Cool White
		BF00	39x1W		LED Neutral White
		BF01	59x1W		LED Neutral White
		BF11	84x1W		LED Cool White
		BF12	98x1W		LED Cool White
		BF13	84x1W		LED Cool White
		BF14	98x1W		LED Cool White
		BF17	84x1W		LED Neutral White
		BF18	98x1W		LED Neutral White
BF45	39x1W		LED Cool White		
BF46	59x1W		LED Cool White		
BF47	39x1W		LED Cool White		

Delphi (Tilt = 2°)		BF48 BF58 BF59 BF69 BF70 BF71 BF75 BF76 BF72	59x1W 39x1W 59x1W 84x1W 98x1W 84x1W 84x1W 98x1W 98x1W		LED Cool White LED Neutral White LED Neutral White LED Cool White LED Cool White LED Cool White LED Cool White LED Neutral White LED Neutral White LED Cool White
Flaminia A		B051 B052 B053 B054 B055 B056	70W 70W 70W 150W 150W 150W	Rx7s Rx7s Rx7s Rx7s Rx7s Rx7s	HIT-DE HST-DE HIT-DE HST-DE HIT-DE HST-DE HIT-DE HST-DE HIT-DE HST-DE
Salaria	  	B261 B262 B263 B208 B209 B210	70W 100W 150W 70W 100W 150W	E27 E40 E40 E27 E40 E40	HST HIT (CDO-TT) HST HIT (CDO-TT) HST HIT (CDO-TT) HST CDO-TT HST CDO-TT HST CDO-TT
iWay		B633 B636 B634 B637 B638 B641 B644 B642 B645 B646	35W 35W 35W 35W 70W 35W 35W 35W 35W 70W	G12 G12 G12 G12 G12 G12 G12 G12 G12 G12	HIT HIT HIT HIT HIT HIT HIT HIT HIT HIT

Sistema Cut-Off		BD85	50W	E27	HST HIT(CDO-TT)
		BC57	70W	E27	HST HIT(CDO-TT)
		BC58	100W	E40	HST HIT(CDO-TT)
		BC60	150W	Rx7s	HIT-DE HST-DE
		BC61	100W	E40	HST (Bi-Energy)
		BC63	150W	Rx7s	HST-DE (Bi-Energy)
		BC59	140W	PGZ12	CPO-TW
		BC62	60W	PGZ12	CPO-TW
		BC64	70W	Rx7s	HIT-DE HST-DE
		BC65	70W	Rx7s	HIT-DE HST-DE
		BC66	150W	Rx7s	HIT-DE HST-DE
		BC68	150W	Rx7s	HST-DE (Bi-Energy)
		BC67	140W	PGZ12	CPO-TW
		BC69	60W	PGZ12	CPO-TW
		BD86	50W	E27	HST HIT(CDO-TT)
		BC82	70W	E27	HST HIT(CDO-TT)
		BC83	100W	E40	HST HIT(CDO-TT)
		BC85	150W	Rx7s	HIT-DE HST-DE
		BD86	100W	E40	HST (Bi-Energy)
		BC88	150W	Rx7s	HST-DE (Bi-Energy)
BC84	140W	PGZ12	CPO-TW		




Sistema Cut-Off		BC87	60W	PGZ12	CPO-TW
		BC89	70W	Rx7s	HIT-DE HST-DE
		BC90	70W	Rx7s	HIT-DE HST-DE
		BC91	150W	Rx7s	HIT-DE HST-DE
		BC93	150W	Rx7s	HST-DE (Bi-Energy)
		BC92	140W	PGZ12	CPO-TW
		BC94	60W	PGZ12	CPO-TW
Nuvola Speciale		Su richiesta	Su richiesta	Su richiesta	Su richiesta
Radius		7366	70W	Rx7s	HIT-DE HST-DE
		7368	70W	Rx7s	HIT-DE HST-DE
Archilede LED		BD99	39x1W		LED Cool White
		BD06	39x1W		LED Cool White
		BE00	59x1W		LED Cool White
		BD07	59x1W		LED Cool White
		BE01	84x1W		LED Cool White
		BD08	84x1W		LED Cool White
		BD06	39x1W		LED Cool White
		BD07	59x1W		LED Cool White
		BD08	84x1W		LED Cool White
		BD99	39x1W		LED Cool White
		BE00	59x1W		LED Cool White
		BE01	84x1W		LED Cool White
		BE88	55x1W		LED Cool White
		BE89	81x1W		LED Cool White
		BE90	98x1W		LED Cool White
		BE91	55x1W		LED Cool White
		BE92	81x1W		LED Cool White
		BE93	98x1W		LED Cool White
		BE94	391x1W		LED Neutral White
		BE95	59x1W		LED Neutral White
		BE96	84x1W		LED Neutral White
		BE97	55x1W		LED Neutral White
		BE98	81x1W		LED Neutral White
		BE99	98x1W		LED Neutral White
		BF27	39x1W		LED Cool White
		BF28	59x1W		LED Cool White



		BF29 BF30 BF31 BF32 BF33 BF34 BF35 BF36 BF37 BF38 BF39 BF40 BF41 BF42 BF43 BF44	84x1W 39x1W 59x1W 84x1W 55x1W 81x1W 98x1W 55x1W 81x1W 98x1W 39x1W 59x1W 84x1W 55x1W 81x1W 98x1W		LED Cool White LED Cool White LED Cool White LED Cool White LED Cool White LED Cool White LED Cool White LED Cool White LED Cool White LED Cool White LED Neutral White LED Neutral White LED Neutral White LED Neutral White LED Neutral White LED Neutral White
iRound		BE59 BE58 BE56 BE57 BE56 BE64 BE63 BE50 BE67	150W 150W 70W 70W 70W 70W 35W 35W 26W	G12 G12 G12 G12 G12 G12 G12 GX10 GX24q-3	HCI-T HIT CDM-T HIT CDM-T HCI-T HCI-T HIT CDM-T HIT CDM-T HIT CDM-T HCI-T HI-PAR 51 TC-TEL
Crown		BG54 BG55 BG56 BG57 BG58 BG59	50W 70W 100W 150W 250W 60W	E27 E27 E40 E40 E40 PGZ12	HST HIT-CE HST HIT-CE HST HIT-CE HST HIT-CE HST HIT-CE CPO-TW



		BG60	90W	PGZ12	CPO-TW
		BG65	70W	Rx7s	HST-DE HIT-DE HIT-DE-CE
		BG66	150W	Rx7s	HST-DE HIT-DE HIT-DE-CE
		BG67	250W	G12	HIT-CE
		BG68	250W	E40	HST HIT-CE
		BG69	60W	PGZ12	CPO-TW
		BG70	90W	PGZ12	CPO-TW
		BG71	70W	G12	HIT-CE
		BG72	100W	G12	HIT-CE
		BG73	150W	G12	HIT-CE
		BG74	250W	G12	HIT-CE
		BG75	250W	E40	HST HIT-CE
		BG76	70W	E27	HST HIT-CE
		BG77	150W	E40	HSE HIE-CE
		BG78	60W	PGZ12	CPO-TW
		BG79	90W	PGZ12	CPO-TW
		BG95	100W		LED Neutral White
		BG61	50W		LED Neutral White
		BG62	70W		LED Neutral White
		BG63	101W		LED Neutral White
		BG64	105W		LED Neutral White
		BG80	56W		LED Fortimo 4000K
		BG81	59W		LED Fortimo 4000K
Street		BG82	50W	E27	HST HIT-CE
		BG83	70W	E27	HST HIT-CE
		BG84	100W	E40	HST




		BG85	150W	E40	HIT-CE HST HIT-CE
		BG86	60W	PGZ12	CPO-TW
		BG87	90W	PGZ12	CPO-TW
		BG88	140W	PGZ12	CPO-TW
		BG93	100W	E40	HST-CE
		BG94	150W	E40	HST-CE


Prodotti orientabili - Per orientamenti di 0° rispetto alla verticale - verso il basso:





Serie		Codice	Potenza	Attacco	Lampada
Platea		7376	2x26W	Gx24d-3	TC-T
		7377	70W	Rx7s	HIT-DE HST-DE
		7378	150W	Rx7s	HIT-DE HST-DE
		7395	250W	Fc2	HIT-DE
		7379	70W	Rx7s	HIT-DE HST-DE
		7394	250W	Fc2	HIT-DE
		7380	150W	Rx7s	HIT-DE HST-DE
		7444	70W	G12	HIT
		7445	150W	G12	HIT
		7698	70W	Rx7s	HIT-DE HST-DE
		7699	150W	Rx7s	HIT-DE HST-DE
		7499	250W	G12	HIT(CDM-T)
		7387	70W	G12	HIT
		7388	150W	G12	HIT
		7396	70W	Rx7s	HIT-DE
		7397	150W	Rx7s	HIT-DE
7399	150W	G12	HIT		
Lingotto		7019	250W	Fc2	HST-DE
		7029	250W	Fc2	HST-DE
		7017	150W	Rx7s	HST-DE
		7027	150W	Rx7s	HST-DE
		7012	150W	Rx7s	HST-DE
Linealuce		7862	14W	G5	T16
		7863	21W	G5	T16
		7864	28W	G5	T16
		7865	35W	G5	T16
		B857	21W	G5	T16
		B858	28W	G5	T16


		B859 B861 B862 B863 B865 B866 B867	35W 21W 28W 35W 21W 28W 35W	G5 G5 G5 G5 G5 G5 G5	T16 T16 T16 T16 T16 T16 T16
Woody a Scarica		7593 7594	70W 70W	G12 G12	HIT HIT
Maxiwoody		5614 5615 5616 5617 5618 5619 5620 5621 5650 5651 5653 5684 5658 5659 5666 5669 5670 5672 5674 5675	70W 70W 60W 60W 150W 150W 140W 140W 70W 70W 70W 70W 150W 150W 150W 250W 250W 400W 400W 70W	G12 G12 PGZ12 PGZ12 G12 G12 PGZ12 PGZ12 G12 G12 E27 Rx7s G12 G12 Rx7s E40 E40 E40 E40 G12	CDM-T CDM-T CPO-TW CPO-TW CDM-T CDM-T CPO-TW CPO-TW HIT (CDM-T) HIT (CDM-T) HST HIT-DE HST-DE HIT (CDM-T) HIT (CDM-T) HIT-DE HST-DE HSE HST HST HSE HIT (CDM-T)

Maxiwoody		5676	70W	G12	HIT (CDM-T)
		5678	70W	E27	HST
		5685	70W	Rx7s	HIT-DE HST-DE
		5680	150W	G12	HIT (CDM-T)
		5681	150W	G12	HIT (CDM-T)
		5683	150W	Rx7s	HST-DE
		5614	70W	G12	CDM-T
		5615	70W	G12	CDM-T
		5617	60W	PGZ12	CPO-TW
		5618	150W	G12	CDM-T
		5619	150W	G12	CDM-T
		5620	140W	PGZ12	CPO-TW
		5621	140W	PGZ12	CPO-TW
		5622	250W	G12	CDM-T
		5623	250W	G12	CDM-T
		5624	250W	G12	CDM-T
Maxiwoody Compact		6140	70W	G12	HCI-T HIT CDM-T
		6141	70W	G12	HCI-T HIT CDM-T
		6143	70W	G12	HCI-T HIT CDM-T
		6142	70W	G12	HIT CDM-T
		6139	35W	G12	HCI-T HIT CDM-T
		6138	35W	G12	HIT CDM-T
		B150	24x1W		LED Cool White
		B151	24x1W		LED Warm White

Multiwoody		5650	70W	G12	HIT (CDM-T)
		5651	70W	G12	HIT (CDM-T)
		5653	70W	E27	HST
		5684	70W	Rx7s	HIT-DE HST-DE
		5658	150W	G12	HIT (CDM-T)
		5659	150W	G12	HIT (CDM-T)
Citywoody		5675	70W	G12	HIT (CDM-T)
		5676	70W	G12	HIT (CDM-T)
		5678	70W	E27	HST
		5685	70W	Rx7s	HIT-DE HST-DE
		5680	150W	G12	HIT (CDM-T)
		5681	150W	G12	HIT (CDM-T)
		5683	150W	Rx7s	HIT-DE HST-DE
Frameworkoody		5650	70W	G12	HIT (CDM-T)
		5651	70W	G12	HIT (CDM-T)
		5653	70W	E27	HST
		5684	70W	Rx7s	HIT-DE HST-DE
		5675	70W	G12	HIT (CDM-T)
		5676	70W	G12	HIT (CDM-T)
		5678	70W	E27	HST
		5685	70W	Rx7s	HIT-DE HST-DE
		5658	150W	G12	HIT (CDM-T)
		5659	150W	G12	HIT (CDM-T)
		5666	150W	Rx7s	HIT-DE HST-DE
		5680	150W	G12	HIT (CDM-T)
		5681	150W	G12	HIT (CDM-T)
		5683	150W	Rx7s	HIT-DE HST-DE

Lavinia		BD87	39x1W		LED Cool White
		BD89	39x1W		LED Cool White
		BD88	59x1W		LED Cool White
		BD90	59x1W		LED Cool White
		B214	250W	E40	HST
		B215	400W	E40	HIT (PHILIPS)
		B217	250W	Fc2	HST-DE
		B413	70W	Rx7s	HIT-DE HST-DE
		B414	70W	E27	HST
		B420	140W	PGZ12	HST (CPO-TW)
		B415	150W	Rx7s	HIT-DE HST-DE
		B416	250W	G12	HIT (CDM-T)
		B425	70W	Rx7s	HIT-DE HST-DE
		B426	70W	E27	HST
		B432	140W	PGZ12	HST (CPO-TW)
		B427	150W	Rx7s	HIT-DE HST-DE
		B428	250W	G12	HIT (CDM-T)
		B411	100W	E40	HST HIT (CDO-TT)
		B412	150W	E40	HST HIT (CDO-TT)
		BD87	39x1W		LED Cool White
		BD88	59x1W		LED Cool White
		BD89	39x1W		LED Cool White
		BD90	59x1W		LED Cool White
		BF04	39x1W		LED Neutral White
		BF05	59x1W		LED Neutral White
		BF07	84x1W		LED Cool White
		BF08	98x1W		LED Cool White
		BF09	84x1W		LED Cool White





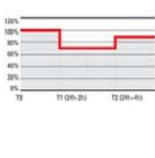
Lavinia		BF10 BF15 BF16 BF62 BF63 BF65 BF66 BF67 BF68 BF73 BF74 BF53 BF54 BF55 BF56	98x1W 84x1W 98x1W 39x1W 59x1W 84x1W 98x1W 84x1W 98x1W 84x1W 98x1W 84x1W 98x1W 39x1W 59x1W 6x1W 59x1W		LED Cool White LED Neutral White LED Neutral White LED Neutral White LED Neutral White LED Cool White LED Cool White LED Cool White LED Cool White LED Neutral White LED Neutral White LED Cool White LED Cool White LED Cool White LED Cool White
iRoad		B403 B404 B406 B405 B407 B408 B410 B409	70W 150W 140W 250W 70W 150W 140W 250W	Rx7s Rx7s PGZ12 G12 Rx7s Rx7s PGZ12 G12	HIT-DE HST-DE HIT-DE HST-DE HST (CPO-TW) HIT (CDM-T) HIT-DE HST-DE HIT-DE HST-DE HST (CPO-TW) HIT (CDM-T)
iTeka		B789 BA04 B797 B798 B805 B812 B814 B817 B819 B822 BC35 BC37 BC39 BC41	35W 35W 35W 35W 35W 2x35W 35W 35W 2x35W 2X35W 35W 35W 2X35W 2X35W	G12 G8.5 G12 G8.5 G8.5 G8.5 G12 G8.5 G12 G8.5 G12 G8.5 G12 G8.5	HIT HIT HIT HIT HIT HIT HIT HIT HIT HIT HIT HIT HIT HIT
iRoll 65		BA33 BA34 B761 B763 B783	70W 70W 150W 150W 150W	G 8.5 G 8.5 G12 G12 G12	HIT HIT HIT HIT HIT

		B784	2x70W	G18.5	HIT
		B785	2x70W	G18.5	HIT
		B786	2x70W	G18.5	HIT
		B756	70W	G12	HIT
		B759	70W	G12	HIT
		B760	70W	G12	HIT
		B762	150W	G12	HIT
		B764	150W	G12	HIT
		B765	150W	G12	HIT
		B771	70W	G12	HIT
		B827	2x70W	G18.5	HIT
iPro		BD52	70W	G12	HIT
		BD53	70W	G12	HIT
		BD54	70W	G12	HIT
		BD55	70W	Rx7s	HIT-DE
		BD56	70W	G12	HIT
		BD57	70W	G12	HIT
		BD58	70W	G12	HIT
		BD61	150W	G12	HIT
		BD62	150W	Rx7s	HIT HST-DE
		BD59	150W	G12	HCI-T HIT CDM-T
		BD61	150W	G12	HCI-T HIT CDM-T
		BD62	150W	Rx7s	HST-DE HIT- DE
		BD52	70W	G12	HCI-T HIT- CDM-T
		BD53	70W	G12	HIT-CDM-T
		BD54	70W	G12	HCI-T HIT- CDM-T
		BD56	70W	G12	HCI-T HIT- CDM-T
		BD57	70W	G12	HIT- CDM-T

		BD58	70W	G12	HIT- CDM-T
		BD55	70W	Rx7s	HIT-DE
		BD40	35W	G8,5	HIT HCI-TC HIT CDM-TC
		BD41	35W	G8,5	HIT HCI-TC HIT CDM-TC
		BD42	35W	G8,5	HIT HCI-TC HIT CDM-TC
		BD43	35W	G8,5	HIT HCI-TC HIT CDM-TC
		BD44	35W	G8,5	HIT HCI-TC HIT CDM-TC
		BD45	35W	G8,5	HIT HCI-TC HIT CDM-TC
		BD32	20W	PGJ5	CDM-tm
		BD33	20W	PGJ5	CDM-tm

Alcuni di tali prodotti, con l'utilizzo di accessori quali alette direzionali, consentono di rientrare nei limiti pur se orientati leggermente rispetto alla verticale.

2. Riduzione del flusso in misura $\geq 30\%$ entro l'orario stabilito delle amministrazioni comunali. (all. B8).

Serie		Ad esempio le seguenti famiglie di prodotto:
Sistema Biregime		<ul style="list-style-type: none"> • Archilede • Lavinia • Argo • Delo • Delphi
Sistemi con regolatori di flusso		<ul style="list-style-type: none"> • Archilede • Lavinia • Argo • Delo • Delphi
W-Saving Regolatore di flusso autonomo		<ul style="list-style-type: none"> • Salaria • iRoad • Sistema Flaminia • Sistema Maxiwoody • Sistema Platea
Sistemi di controllo DALI Interface		<ul style="list-style-type: none"> • Archilede • Lavinia • Argo • Delo • Delphi • Sistema Maxiwoody • Platea • Maxiwoody-Woody LED
Sistemi regolazione integrati		<ul style="list-style-type: none"> • Archilede • Lavinia • Argo • Delo • Delphi

Si prega di consultare il catalogo per verificare i codici corrispondenti alle versioni richieste.








3. Deroghe





Impianti che rispettano le seguenti condizioni:

- ciascuna sorgente ha un flusso $\leq 1500\text{lm}$



- il flusso totale emesso da tutti i punti luce $\leq 2250\text{ lm per } \gamma \geq 90^\circ$. (art. 20 comma2)








Camminamenti- Picchetti





Serie		Codice	Flusso > 90° [lumen]
Spark		7284	33
		7286	33
Dart		7294	251
		7293	251
Arc		7208	0
Tee		7596	15
		7596+5931	19
		7597	15
		7898	15
		7595	15
		B868	3.8
		B869	20.16
		B870	1.4
		B874	3.8
		B875	20.16
		B876	1.4
		B880	3.8
		B881	20.16
		B882	1.4
Olimpia		7230	356
		7231	356
		7233	356
		7234	356
		7235	356
			356
Ellipse		7576 (60W)	128
		7579 (60W)	128
		7577	210
		7580	210
		7582 (2x60W)	256
		7585 (2x60W)	256
		7583	420
		7586	420
Euclide		7192	111






iWay		B469 B470 B471 B474 B477 B479 B480 B489 B490 B491 BG19 BG20 BG21 BG22	<1 <1 <1 9 322 241 241 6,5 <1 <1 <1 <1 <1 <1
Pencil		B493 B494 B495 B498 B499 B500	43 115 230 52 138 276
iPoint		BE07 BE09 BE12 BG06 BE08 BE10 BE11 BE13	272 272 167 167 149 149 149 149
Zyl		BE02 BE03 BE04 BE05 BE06	58,4 58,4 58,4 58,4 58,4




Incasso-Applique

Serie		Codice	Flusso > 90°
Screen		7094 7141 7124	42 51 42
Grid		B562 7050 7055 7086 7090 7088 7092 7069 7120 7122	290 230 283 184 227 186 222 230 183 186




Full		7040 7045 7078 7082 7080 7084 7064 7096 7098 B552	264 336 212 266 216 264 264 212 150 290
MiniRoll65 /MicroiRoll65		BC19 BC20 BC22 BC23 BA91 BA92 BA93 BA94 BA95 BA96	252.92 234.36 236.60 219.24 193.14 178.97 75.09 170.07 157.60 66.04
Comfort		7095 7125 B576 B578	6 6 8 8
Pixy		7143 7142	3.2 29
Pixy LED		BF94 BF95 BF98 BF99 BF96 BF97	0 0 0 0 0 0
Walky-Miniwalky		7133 7110 7131 7109 BG01 BG02 BG03	0 0 72 14 0 0 0
Linealuce flusso up		7862 7869	83 528



Linealuce flusso hor		7862 7869	391 264
Linealuce LED Monocromatico		BB65 BB66 BB69 BB70 BB73 BB76 B745 B650 B747 B660 B670 B680 B746 B655 B748 B665 B675 B685 B650 B660 B670 B680 B655 B665 B675 B685 BA53 BA54 BA57 BA60 BA62 BA63 BA66 BA69	450.53 901.06 463.22 926.44 748.76 647.24 417.48 174.94 834.96 349.88 524.83 699.77 429.26 179.87 858.48 359.74 539.61 719.48 174.94 349.88 524.28 699.77 179.87 359.74 539.61 719.48 693.84 290.75 436.12 581.50 599.76 251.32 377 502.65
Linealuce LED -RGB		BA76 BA77 BA78 BA70 BA71 BA72 BA73 BA74 BA75	445.33 623.47 890.67 375.75 526.05 751.50 361.83 506.57 723.67
Ellipse		7113 (60W) 7114 (60W) 7116 7117 7588	161 88 190 288 128




Glim Cube Hor		BB16 BB17 BB18 BB19 BC32 BB20 BB21 BC33 BB06 BB07 BC27 BB08 BB09 BB10 BB11 BC28 BC29 BB12 BB13 BB14 BB15 BC30 BC31 BA97 BA98 BC25 BB02 BB03 BC26 BA99 BB01 BB04 BB05 B602	11.4 10.43 11.34 10.43 9.25 11.34 10.43 9.25 25 23.52 9.24 0 0 0 0 0 0 34.45 37.8 40.79 37.8 15.64 17.53 57.2 52.92 19.19 70.70 65.52 27.05 57.10 52.92 70.7 65.52 16.96
Miniwoody LED		B590 B587 B589	128.52 23 23.52
Woody LED		BA40 BA41 BA42 BA43	815.85 756.11 630.92 604.8
Miniwoody Elettronico		B584 B585 B593	250 323 323
VIS		B696 B701 B753	179 261 74

iPro-iPro LED		BD38 BD34 BD35 BD36 BD37 BD47 BD49	0 0 0 0 0 0 0
iRound-iRound LED		BE60 BE62 BE51 BE52 BE53 BE54 BE55	0 0 0 0 0 0 0
Laser		BD29 BD22 BD23 6144	0 0 0 0

Incasso a terra

Serie		Codice	Flusso > 90°
Balisage		4196 4197 4198 B892 B893 B897 B898	8.4 21 172 2.58 <1 7.68 2.69
Balisage LED		BD77 BD78	n.d. n.d.
Light up		7167 B001 B002 B003 B004 B032 B183 B184 7111 7112 7196 7197 BD75 B257 BD76 B258 B254 B255 B256	504 43 245 276 194 43 5.49 1.92 1.92 1.92 1.92 1.92 n.d. 5.49 n.d. 1.92 45.5 44.2 245

		BB33 BB34 BB35 BB36 BB37 BB38 BB39 BB40 BB41 BB42 B618 B619 B626 7169 7170 7160 7162 BD29 BD22 BD23 BD25 B892 BD77 B893 B897 B898 4197	495 376.2 450 342 173.73 495 376.2 450 342 176.73 228 228 517 486 1410 69 490 585 533.28 490 158.76 51.38 n.d. 51.3 54.9 54.9 660.3
Linealuce		7884 7886 7878 7879 7890	324 540 162 486 418
Led Plus		BB43 BB44 BB47 BB48 BB45 BB46 BB49 BB50 BB51 BB52 BB53 BB54 BB55 BB56 BB57 BB58 BB59 BB60 B281 B275 B276	45.32 42 45.32 42 87.94 77.28 87.94 81.49 144.13 133.56 336.31 311.64 576.53 534.24 19.94 18.48 59.83 55.44 8.11 <1 <1

Led Plus		B285 B286 B319 B328 B300 B294 B295 B304 B305 B337 B346 B349 B364 B367 B382 B385 B400 2606 2620 2628 2633 2635 2640 2600 2601 2604 2611 2612	3 <1 11.45 10.22 8.11 1 <1 3 <1 11.61 10.21 12.68 2.98 2.88 8.94 32.11 14.89 <1 <1 6.36 10.2 6.36 10.2 3 0,48 1.9 12 1.92
Light up Walk		B255 B254 B256 B257 B258 BD75 BD76 BD71 BD72 BD73 BD74 BD24 BD25	44 45 219 5.49 1.92 n.d n.d. n.d. n.d. n.d. n.d. n.d. 0 0
iFace		B828 B831 B834 B837 B850 B853	143 144 180 180 143 180

Massimo Gattari
Direttore Progettazione