

**Oggetto: Prodotti iGuzzini rispondenti a Legge Regionale Lazio n.23 del 13.04.2000.**

**Regolamento Attuativo n° 8 del 18/4/2005**

**Norme per la riduzione e per la prevenzione dell'inquinamento luminoso**


Si dichiara che le seguenti serie di prodotti iGuzzini sono conformi ai seguenti criteri di valutazione degli apparecchi per la limitazione della dispersione verso l'alto del flusso luminoso:



**1. Limiti Specifici per impianti di illuminazione stradale con lanterne:**


Per impianti di illuminazione con impiego di ottiche ed armature di tipo stradale e lanterne, massima emissione luminosa consentita:




5 cd/klm a 90° 0 cd/klm a 95° ed oltre (R.A.n.8, art. 2 comma 1, lettera a). Impiego di sorgenti luminose con efficienza  $\geq$  90lm/W (R.A.n.8, art. 4 comma 1, lettera a).




**Prodotti Fissi**





Serie		Codice	Potenza	Attacco	Lampada
Argo (Tilt = 2°)		7860	150W	E40	HST HIT (CDO-TT)
		7861	250W	E40	HST
		7670	150W	E40	HST HIT (CDO-TT)
		7671	250W	E40	HST
		B161	100W	E40	HST HIT (CDO-TT)
		B162	100W	E40	HST HIT (CDO-TT)
		BC84	140W	PGZ12	CPO-TW
		BC92	140W	PGZ12	CPO-TW
		BC85	150W	Rx7s	HST-DE
		BC88	150W	Rx7s	HST-DE
		BC91	150W	Rx7s	HST-DE HIT-DE
		BC93	150W	Rx7s	HST-DE
		BD01	150W	Rx7s	HST-DE
		BD04	150W	Rx7s	HST-DE
		BC85	150W	Rx7s	HIT-DE
		BD00	150W	Rx7s	HIT-DE
		BD03	150W	Rx7s	HIT-DE
		BC83	100W	E40	HST HIT CDO-TT
		BC86	100W	E40	HST



<b>Argo</b> ( Tilt = 2°)		BC97	100W	E40	HST HIT CDO-TT
		BC90	70W	Rx7s	HST-DE
		BC87	60W	PGZ12	CPO-TW
		BC94	60W	PGZ12	CPO-TW
		BC82	70W	E27	HST HIT CDO-TT
		BC96	70W	E27	HST HIT CDO-TT
		BC89	70W	Rx7s	HIT-DE
		BC90	70W	Rx7s	HIT-DE
		BD86	50W	E27	HST HIT CDO-TT
		BD95	39x1W		LED Cool White
		BD96	59x1W		LED Cool White
		BD97	39x1W		LED Cool White
		BD98	59x1W		LED Cool White
		BF02	39x1W		LED Neutral White
		BF03	59x1W		LED Neutral White
		BF49	39x1W		LED Cool White
		BF50	59x1W		LED Cool White
		BF51	39x1W		LED Cool White
		BF52	59x1W		LED Cool White
		BF60	39x1W		LED Neutral White
BF61	59x1W		LED Neutral White		
7010	48x1W		LED Cool White		
BF06	48x1W		LED Neutral White		
BF57	48x1W		LED Cool White		
BF64	48x1W		LED Neutral White		
<b>Delo</b> ( Tilt = 2°)		7856	150W	E40	HST HIT (CDO-TT)
		7857	250W	E40	HST
		7661	150W	E40	HST HIT (CDO-TT)
		7662	250W	E40	HST
		B159	100W	E40	HST HIT (CDO-TT)
		B160	100W	E40	HST HIT (CDO-TT)


<b>Delphi</b> ( Tilt = 2°)		BF81	400W	E40	HST
		BF21	315W	PGZ18	CDM-T(Elite)
		BF25	315W	PGZ18	CDM-T(Elite)
		BF20	250W	E40	HST HIT CDO-TT
		BF24	250W	E40	HST
		BC59	140	PGZ12	CPO-TW
		BC67	140W	PGZ12	CPO-TW
		BF77	140W	PGZ12	CPO-TW
		BF80	140W	PGZ12	CPO-TW
		BC60	150W	Rx7s	HST-DE HIT-DE
		BC63	150W	Rx7s	HST-DE
		BC66	150W	Rx7s	HST-DE HIT-DE
		BC68	150W	Rx7s	HST-DE
		BC76	150W	Rx7s	HST-DE
		BC79	150W	Rx7s	HST-DE
		BF19	150W	E40	HST HIT CDO-TT
		BF22	150W	E40	HST
		BF23	150W	E40	HST HIT CDO-TT
		BF26	150W	E40	HST
		BC75	150W	Rx7s	HIT-DE
		BC78	150W	Rx7s	HIT-DE
		BC60	150W	Rx7s	HIT-DE
		BC58	100W	E40	HST HIT CDO-TT
		BC61	100W	E40	HST
		BC72	100W	E40	HST HIT CDO-TT
		BC65	70W	Rx7s	HST-DE
		BC62	60W	PGZ12	CPO-TW
		BC69	60W	PGZ12	CPO-TW

<b>Delphi</b> ( Tilt = 2°) 	BC57	70W	E27	HST HIT CDO-TT
	BC71	70W	E27	HST HIT CDO-TT
	BC64	70W	Rx7s	HIT-DE
	BC65	70W	Rx7s	HIT-DE
	BC56	35W	G12	HCI-T HIT CDM-T
	BD91	39x1W		LED Cool White
	BD92	59x1W		LED Cool White
	BD93	39x1W		LED Cool White
	BD94	59x1W		LED Cool White
	BF00	39x1W		LED Neutral White
	BF01	59x1W		LED Neutral White
	BF11	84x1W		LED Cool White
	BF12	98x1W		LED Cool White
	BF13	84x1W		LED Cool White
	BF14	98x1W		LED Cool White
	BF17	84x1W		LED Neutral White
	BF18	98x1W		LED Neutral White
	BF45	39x1W		LED Cool White
	BF46	59x1W		LED Cool White
	BF47	39x1W		LED Cool White
	BF48	59x1W		LED Cool White
	BF58	39x1W		LED Neutral White
	BF59	59x1W		LED Neutral White
	BF69	84x1W		LED Cool White
	BF70	98x1W		LED Cool White
	BF71	84x1W		LED Cool White
	BF75	84x1W		LED Neutral White
BF76	98x1W		LED Neutral White	
BF72	98x1W		LED Cool White	
<b>Flaminia A</b> 	B051	70W	Rx7s	HIT-DE HST-DE
	B052	70W	Rx7s	HIT-DE HST-DE
	B053	70W	Rx7s	HIT-DE HST-DE
	B054	150W	Rx7s	HIT-DE HST-DE
	B055	150W	Rx7s	HIT-DE HST-DE
	B056	150W	Rx7s	HIT-DE HST-DE
	<b>Salaria</b> 	B261	70W	E27
B262		100W	E40	HST HIT (CDO-TT)




		B263	150W	E40	HST HIT (CDO-TT)
		B208	70W	E27	HST CDO-TT
		B209	100W	E40	HST CDO-TT
		B210	150W	E40	HST CDO-TT
<b>iWay</b>		B633 B636 B634 B637 B638 B641 B644 B642 B645 B646	35W 35W 35W 35W 70W 35W 35W 35W 35W 35W 70W	G12 G12 G12 G12 G12 G12 G12 G12 G12 G12 G12	HIT HIT HIT HIT HIT HIT HIT HIT HIT HIT HIT
<b>Sistema Cut-Off</b>		BD85 BC57 BC58 BC60 BC61 BC63 BC59 BC62 BC64 BC65 BC66 BC68 BC67 BC69 BD86 BC82	50W 70W 100W 150W 100W 150W 140W 60W 70W 70W 150W 150W 140W 60W 50W 70W	E27 E27 E40 Rx7s E40 Rx7s PGZ12 PGZ12 Rx7s Rx7s Rx7s Rx7s PGZ12 PGZ12 E27 E27	HST HIT(CDO-TT) HST HIT(CDO-TT) HST HIT(CDO-TT) HIT-DE HST-DE HST (Bi-Energy) HST-DE (Bi-Energy) CPO-TW CPO-TW HIT-DE HST-DE HIT-DE HST-DE HIT-DE (Bi-Energy) CPO-TW CPO-TW HST HIT(CDO-TT) HST HIT(CDO-TT)



Sistema Cut-Off		BC83	100W	E40	HST HIT(CDO-TT)
		BC85	150W	Rx7s	HIT-DE HST-DE
		BD86	100W	E40	HST (Bi-Energy)
		BC88	150W	Rx7s	HST-DE (Bi-Energy)
		BC84	140W	PGZ12	CPO-TW
		BC87	60W	PGZ12	CPO-TW
		BC89	70W	Rx7s	HIT-DE HST-DE
		BC90	70W	Rx7s	HIT-DE HST-DE
		BC91	150W	Rx7s	HIT-DE HST-DE
		BC93	150W	Rx7s	HST-DE (Bi-Energy)
		BC92	140W	PGZ12	CPO-TW
		BC94	60W	PGZ12	CPO-TW
		Nuvola Speciale		Su richiesta	Su richiesta
Radius		7366	70W	Rx7s	HIT-DE HST-DE
		7368	70W	Rx7s	HIT-DE HST-DE
Archilede LED		BD99	39x1W		LED Cool White
		BD06	39x1W		LED Cool White
		BE00	59x1W		LED Cool White
		BD07	59x1W		LED Cool White
		BE01	84x1W		LED Cool White
		BD08	84x1W		LED Cool White
		BD06	39x1W		LED Cool White
		BD07	59x1W		LED Cool White
		BD08	84x1W		LED Cool White
		BD99	39x1W		LED Cool White
		BE00	59x1W		LED Cool White
		BE01	84x1W		LED Cool White
		BE88	55x1W		LED Cool White
		BE89	81x1W		LED Cool White
		BE90	98x1W		LED Cool White
		BE91	55x1W		LED Cool White
		BE92	81x1W		LED Cool White
		BE93	98x1W		LED Cool White
BE94	391x1W		LED Neutral White		
BE95	59x1W		LED Neutral White		
BE96	84x1W		LED Neutral White		
BE97	55x1W		LED Neutral White		





		BE98 BE99 BF27 BF28 BF29 BF30 BF31 BF32 BF33 BF34 BF35 BF36 BF37 BF38 BF39 BF40 BF41 BF42 BF43 BF44	81x1W 98x1W 39x1W 59x1W 84x1W 39x1W 59x1W 84x1W 55x1W 81x1W 98x1W 55x1W 81x1W 98x1W 39x1W 59x1W 84x1W 55x1W 81x1W 98x1W		LED Neutral White LED Neutral White LED Cool White LED Cool White LED Cool White LED Cool White LED Cool White LED Cool White LED Cool White LED Cool White LED Cool White LED Cool White LED Cool White LED Cool White LED Neutral White LED Neutral White LED Neutral White LED Neutral White LED Neutral White LED Neutral White
<b>iRound</b>		BE59  BE58  BE56  BE57  BE56  BE64 BE63 BE50 BE67	150W  150W  70W  70W  70W  70W 35W 35W 26W	G12  G12  G12  G12  G12 G12 GX10 GX24q-3	HCI-T HIT CDM-T  HIT CDM-T  HCI-T  HCI-T HIT CDM-T  HIT CDM-T  HIT CDM-T HCI-T HI-PAR 51 TC-TEL
<b>Crown</b>		BG54  BG55  BG56  BG57  BG58  BG59 BG60 BG65	50W  70W  100W  150W  250W  60W 90W 70W	E27  E27  E40  E40  E40  PGZ12 PGZ12 Rx7s	HST HIT-CE  HST HIT-CE  HST HIT-CE  HST HIT-CE  CPO-TW CPO-TW HST-DE HIT-DE HIT-DE-CE



		BG66	150W	Rx7s	HST-DE HIT-DE HIT-DE-CE
		BG67	250W	G12	HIT-CE
		BG68	250W	E40	HST HIT-CE
		BG69	60W	PGZ12	CPO-TW
		BG70	90W	PGZ12	CPO-TW
		BG71	70W	G12	HIT-CE
		BG72	100W	G12	HIT-CE
		BG73	150W	G12	HIT-CE
		BG74	250W	G12	HIT-CE
		BG75	250W	E40	HST HIT-CE
		BG76	70W	E27	HST HIT-CE
		BG77	150W	E40	HSE HIE-CE
		BG78	60W	PGZ12	CPO-TW
		BG79	90W	PGZ12	CPO-TW
		BG95	100W		LED Neutral White
		BG61	50W		LED Neutral White
		BG62	70W		LED Neutral White
		BG63	101W		LED Neutral White
		BG64	105W		LED Neutral White
		BG80	56W		LED Fortimo 4000K
		BG81	59W		LED Fortimo 4000K
<b>Street</b>		BG82	50W	E27	HST HIT-CE
		BG83	70W	E27	HST HIT-CE
		BG84	100W	E40	HST HIT-CE
		BG85	150W	E40	HST HIT-CE
		BG86	60W	PGZ12	CPO-TW
		BG87	90W	PGZ12	CPO-TW
		BG88	140W	PGZ12	CPO-TW
		BG93	100W	E40	HST-CE
		BG94	150W	E40	HST-CE




Prodotti orientabili - Per orientamenti di 0° rispetto alla verticale - verso il basso:

Serie		Codice	Potenza	Attacco	Lampada
Platea		7376	2x26W	Gx24d-3	TC-T
		7377	70W	Rx7s	HIT-DE HST-DE
		7378	150W	Rx7s	HIT-DE HST-DE
		7395	250W	Fc2	HIT-DE
		7379	70W	Rx7s	HIT-DE HST-DE
		7394	250W	Fc2	HIT-DE
		7380	150W	Rx7s	HIT-DE HST-DE
		7444	70W	G12	HIT
		7445	150W	G12	HIT
		7698	70W	Rx7s	HIT-DE HST-DE
		7699	150W	Rx7s	HIT-DE HST-DE
		7499	250W	G12	HIT(CDM-T)
		7387	70W	G12	HIT
		7388	150W	G12	HIT
		7396	70W	Rx7s	HIT-DE
		7397	150W	Rx7s	HIT-DE
7399	150W	G12	HIT		
Lingotto		7019	250W	Fc2	HST-DE
		7029	250W	Fc2	HST-DE
		7017	150W	Rx7s	HST-DE
		7027	150W	Rx7s	HST-DE
		7012	150W	Rx7s	HST-DE
Linealuce		7862	14W	G5	T16
		7863	21W	G5	T16
		7864	28W	G5	T16
		7865	35W	G5	T16
		B857	21W	G5	T16
		B858	28W	G5	T16
		B859	35W	G5	T16
		B861	21W	G5	T16
		B862	28W	G5	T16
		B863	35W	G5	T16
		B865	21W	G5	T16
		B866	28W	G5	T16
		B867	35W	G5	T16

Woody a Scarica		7593	70W	G12	HIT
		7594	70W	G12	HIT
Maxiwoody		5614	70W	G12	CDM-T
		5615	70W	G12	CDM-T
		5616	60W	PGZ12	CPO-TW
		5617	60W	PGZ12	CPO-TW
		5618	150W	G12	CDM-T
		5619	150W	G12	CDM-T
		5620	140W	PGZ12	CPO-TW
		5621	140W	PGZ12	CPO-TW
		5650	70W	G12	HIT (CDM-T)
		5651	70W	G12	HIT (CDM-T)
		5653	70W	E27	HST
		5684	70W	Rx7s	HIT-DE HST-DE
		5658	150W	G12	HIT (CDM-T)
		5659	150W	G12	HIT (CDM-T)
		5666	150W	Rx7s	HIT-DE HST-DE
		5669	250W	E40	HSE
		5670	250W	E40	HST
		5672	400W	E40	HST
		5674	400W	E40	HSE
		5675	70W	G12	HIT (CDM-T)
		5676	70W	G12	HIT (CDM-T)
		5678	70W	E27	HST
		5685	70W	Rx7s	HIT-DE HST-DE
		5680	150W	G12	HIT (CDM-T)
		5681	150W	G12	HIT (CDM-T)
		5683	150W	Rx7s	HST-DE
		5614	70W	G12	CDM-T

<b>Maxiwoody</b>		5615	70W	G12	CDM-T
		5617	60W	PGZ12	CPO-TW
		5618	150W	G12	CDM-T
		5619	150W	G12	CDM-T
		5620	140W	PGZ12	CPO-TW
		5621	140W	PGZ12	CPO-TW
		5622	250W	G12	CDM-T
		5623	250W	G12	CDM-T
		5624	250W	G12	CDM-T
<b>Maxiwoody Compact</b>		6140	70W	G12	HCI-T HIT CDM-T
		6141	70W	G12	HCI-T HIT CDM-T
		6143	70W	G12	HCI-T HIT CDM-T
		6142	70W	G12	HIT CDM-T
		6139	35W	G12	HCI-T HIT CDM-T
		6138	35W	G12	HIT CDM-T
		B150 B151	24x1W 24x1W		LED Cool White LED Warm White
<b>Multiwoody</b>		5650	70W	G12	HIT (CDM-T)
		5651	70W	G12	HIT (CDM-T)
		5653	70W	E27	HST
		5684	70W	Rx7s	HIT-DE HST-DE
		5658	150W	G12	HIT (CDM-T)
		5659	150W	G12	HIT (CDM-T)
<b>Citywoody</b>		5675	70W	G12	HIT (CDM-T)
		5676	70W	G12	HIT (CDM-T)
		5678	70W	E27	HST
		5685	70W	Rx7s	HIT-DE HST-DE
		5680	150W	G12	HIT (CDM-T)
		5681	150W	G12	HIT (CDM-T)
		5683	150W	Rx7s	HIT-DE HST-DE

<b>Framewoody</b> 	5650	70W	G12	HIT (CDM-T)
	5651	70W	G12	HIT (CDM-T)
	5653	70W	E27	HST
	5684	70W	Rx7s	HIT-DE HST-DE
	5675	70W	G12	HIT (CDM-T)
	5676	70W	G12	HIT (CDM-T)
	5678	70W	E27	HST
	5685	70W	Rx7s	HIT-DE HST-DE
	5658	150W	G12	HIT (CDM-T)
	5659	150W	G12	HIT (CDM-T)
	5666	150W	Rx7s	HIT-DE HST-DE
	5680	150W	G12	HIT (CDM-T)
	5681	150W	G12	HIT (CDM-T)
	5683	150W	Rx7s	HIT-DE HST-DE
	<b>Lavinia</b> 	BD87	39x1W	
BD89		39x1W		LED Cool White
BD88		59x1W		LED Cool White
BD90		59x1W		LED Cool White
B214		250W	E40	HST
B215		400W	E40	HIT (PHILIPS)
B217		250W	Fc2	HST-DE
B413		70W	Rx7s	HIT-DE HST-DE
B414		70W	E27	HST
B420		140W	PGZ12	HST (CPO-TW)
B415		150W	Rx7s	HIT-DE HST-DE
B416		250W	G12	HIT (CDM-T)
B425		70W	Rx7s	HIT-DE HST-DE
B426		70W	E27	HST


<b>Lavinia</b>		B432	140W	PGZ12	HST (CPO-TW)
		B427	150W	Rx7s	HIT-DE HST-DE
		B428	250W	G12	HIT (CDM-T)
		B411	100W	E40	HST HIT (CDO-TT)
		B412	150W	E40	HST HIT (CDO-TT)
		BD87	39x1W		LED Cool White
		BD88	59x1W		LED Cool White
		BD89	39x1W		LED Cool White
		BD90	59x1W		LED Cool White
		BF04	39x1W		LED Neutral White
		BF05	59x1W		LED Neutral White
		BF07	84x1W		LED Cool White
		BF08	98x1W		LED Cool White
		BF09	84x1W		LED Cool White
		BF10	98x1W		LED Cool White
		BF15	84x1W		LED Neutral White
		BF16	98x1W		LED Neutral White
		BF62	39x1W		LED Neutral White
		BF63	59x1W		LED Neutral White
		BF65	84x1W		LED Cool White
		BF66	98x1W		LED Cool White
		BF67	84x1W		LED Cool White
		BF68	98x1W		LED Cool White
		BF73	84x1W		LED Neutral White
		BF74	98x1W		LED Neutral White
		BF53	39x1W		LED Cool White
		BF54	59x1W		LED Cool White
BF55	6x1W		LED Cool White		
BF56	59x1W		LED Cool White		
<b>iRoad</b>		B403	70W	Rx7s	HIT-DE HST-DE
		B404	150W	Rx7s	HIT-DE HST-DE
		B406	140W	PGZ12	HST (CPO-TW)
		B405	250W	G12	HIT (CDM-T)
		B407	70W	Rx7s	HIT-DE HST-DE
		B408	150W	Rx7s	HIT-DE HST-DE
		B410	140W	PGZ12	HST (CPO-TW)
		B409	250W	G12	HIT (CDM-T)
<b>iTeka</b>		B789	35W	G12	HIT
		BA04	35W	G8.5	HIT
		B797	35W	G12	HIT
		B798	35W	G8.5	HIT
		B805	35W	G8.5	HIT



		BD56	70W	G12	HCI-T HIT- CDM-T
		BD57	70W	G12	HIT- CDM-T
		BD58	70W	G12	HIT- CDM-T
		BD55	70W	Rx7s	HIT-DE
		BD40	35W	G8,5	HIT HCI-TC HIT CDM-TC
		BD41	35W	G8,5	HIT HCI-TC HIT CDM-TC
		BD42	35W	G8,5	HIT HCI-TC HIT CDM-TC
		BD43	35W	G8,5	HIT HCI-TC HIT CDM-TC
		BD44	35W	G8,5	HIT HCI-TC HIT CDM-TC
		BD45	35W	G8,5	HIT HCI-TC HIT CDM-TC
		BD32	20W	PGJ5	CDM-tm
		BD33	20W	PGJ5	CDM-tm

Alcuni di tali prodotti, con l'utilizzo di accessori quali alette direzionali, consentono di rientrare nei limiti pur se orientati leggermente rispetto alla verticale.


Riduzione del flusso in misura  $\geq 30\%$  entro le ore 24:00 (DGR n.7/6162 art. 5.d).<sub>2</sub>




Serie		Codice	Potenza	Attacco	Lampada
<b>W-Saving</b>		G880	230W		121-138 mm
		G881	220W		121-138 mm
		G882	230W		139-160 mm
		G883	220W		139-160 mm
		G884	230W		161-194 mm
		G885	220W		161-194 mm

## 2. Limiti per impianti con ottiche interne ed ornamentali:


Per impianti di illuminazione a prevalente carattere ornamentale con ottica interna massima emissione luminosa consentita:  
10 cd/klm a 90°










### Prodotti Fissi






Serie		Codice	Potenza	Attacco	Lampada
Argo ( Tilt = 2°)		7860	150W	E40	HIT (CDO-TT) HST
		7861	250W	E40	HST
		7877	250W	E40	HIT
		7670	150W	E40	HIT (CDO-TT) HST
		7671	250W	E40	HIT HST
		B161	100W	E40	HST HIT (CDO-TT)
		B162	100W	E40	HST HIT (CDO-TT)
		BC84	140W	PGZ12	CPO-TW
		BC92	140W	PGZ12	CPO-TW
		BC85	150W	Rx7s	HST-DE
		BC88	150W	Rx7s	HST-DE
		BC91	150W	Rx7s	HST-DE HIT-DE
		BC93	150W	Rx7s	HST-DE
		BD01	150W	Rx7s	HST-DE
		BD04	150W	Rx7s	HST-DE
		BC85	150W	Rx7s	HIT-DE
		BD00	150W	Rx7s	HIT-DE
		BD03	150W	Rx7s	HIT-DE
		BC83	100W	E40	HST HIT CDO-TT
		BC86	100W	E40	HST
BC97	100W	E40	HST HIT CDO-TT		
BC90	70W	Rx7s	HST-DE		
BC87	60W	PGZ12	CPO-TW		




<b>Argo</b> ( Tilt = 2°)		BC94	60W	PGZ12	CPO-TW
		BC82	70W	E27	HST HIT CDO-TT
		BC96	70W	E27	HST HIT CDO-TT
		BC89	70W	Rx7s	HIT-DE
		BC90	70W	Rx7s	HIT-DE
		BD86	50W	E27	HST HIT CDO-TT
		BC95	33W	E27	TC-TSE
		BD95	39x1W		LED Cool White
		BD96	59x1W		LED Cool White
		BD97	39x1W		LED Cool White
		BD98	59x1W		LED Cool White
		BF02	39x1W		LED Neutral White
		BF03	59x1W		LED Neutral White
		BF49	39x1W		LED Cool White
		BF50	59x1W		LED Cool White
		BF51	39x1W		LED Cool White
		BF52	59x1W		LED Cool White
		BF60	39x1W		LED Neutral White
		BF61	59x1W		LED Neutral White
		7010	48x1W		LED Cool White
		BF06	48x1W		LED Neutral White
		BF57	48x1W		LED Cool White
		BF64	48x1W		LED Neutral White
<b>Delo</b> ( Tilt = 2°)		B159	100W	E40	HST HIT (CDO-TT)
		B160	100W	E40	HST HIT (CDO-TT)
<b>Delphi</b> ( Tilt = 2°)		7875	250W	E40	HIT
		7324	250W	E40	HIT
		BF81	400W	E40	HST
		BF21	315W	PGZ18	CDM-T(Elite)




		BF25	315W	PGZ18	CDM-T(Elite)
		BF20	250W	E40	HST HIT CDO-TT
		BF24	250W	E40	HST
		BC59	140	PGZ12	CPO-TW
		BC67	140W	PGZ12	CPO-TW
		BF77	140W	PGZ12	CPO-TW
		BF80	140W	PGZ12	CPO-TW
		BC60	150W	Rx7s	HST-DE HIT-DE
		BC63	150W	Rx7s	HST-DE
		BC66	150W	Rx7s	HST-DE HIT-DE
		BC68	150W	Rx7s	HST-DE
		BC76	150W	Rx7s	HST-DE
		BC79 BF19	150W 150W	Rx7s E40	HST-DE HST HIT CDO-TT
		BF22	150W	E40	HST
		BF23	150W	E40	HST HIT CDO-TT
		BF26	150W	E40	HST
		BC75	150W	Rx7s	HIT-DE
		BC78	150W	Rx7s	HIT-DE
		BC60	150W	Rx7s	HIT-DE
		BC58	100W	E40	HST HIT CDO-TT
		BC61	100W	E40	HST
		BC72	100W	E40	HST HIT CDO-TT
		BC65	70W	Rx7s	HST-DE
		BC62	60W	PGZ12	CPO-TW
		BC69	60W	PGZ12	CPO-TW
		BC57	70W	E27	HST HIT CDO-TT


<b>Delphi</b> ( Tilt = 2°)		BC71	70W	E27	HST HIT CDO-TT
		BC64	70W	Rx7s	HIT-DE
		BC65	70W	Rx7s	HIT-DE
		BC56	35W	G12	HCI-T HIT CDM-T
		BC70	33W	E27	TC-TSE
		BD91	39x1W		LED Cool White
		BD92	59x1W		LED Cool White
		BD93	39x1W		LED Cool White
		BD94	59x1W		LED Cool White
		BF00	39x1W		LED Neutral White
		BF01	59x1W		LED Neutral White
		BF11	84x1W		LED Cool White
		BF12	98x1W		LED Cool White
		BF13	84x1W		LED Cool White
		BF14	98x1W		LED Cool White
		BF17	84x1W		LED Neutral White
		BF18	98x1W		LED Neutral White
		BF45	39x1W		LED Cool White
		BF46	59x1W		LED Cool White
		BF47	39x1W		LED Cool White
		BF48	59x1W		LED Cool White
		BF58	39x1W		LED Neutral White
		BF59	59x1W		LED Neutral White
		BF69	84x1W		LED Cool White
		BF70	98x1W		LED Cool White
		BF71	84x1W		LED Cool White
		BF75	84x1W		LED Neutral White
BF76	98x1W		LED Neutral White		
BF72	98x1W		LED Cool White		



<b>Arc</b>		7208 7209	13W 26W	G24d-1 G24d-3	TC-D TC-D
<b>Bliz</b>		7288	26W	G24d-3	TC-D
<b>Kriss</b>		5634 5647 5688	150W 100W 70W	Rx7s G12 G12	QT-DE HST (SDW-T) HIT (BLV)
<b>Flaminia a</b>		B051  B052  B053  B054  B055  B056	70W  70W  70W  150W  150W  150W	Rx7s  Rx7s  Rx7s  Rx7s  Rx7s  Rx7s	HIT-DE HST-DE  HIT-DE HST-DE  HIT-DE HST-DE  HIT-DE HST-DE  HIT-DE HST-DE
<b>Salaria</b>	  	B261  B262  B263  B208  B209  B210	70W  100W  150W  70W  100W  150W	E27  E40  E40  E27  E40  E40	HST HIT (CDO-TT)  HST HIT (CDO-TT)  HST HIT (CDO-TT)  HST CDO-TT  HST CDO-TT  HST CDO-TT
<b>Walky- Miniwalky</b>		7110 7133 BG00 BG01 BG02 BG03	7/9W 18W 7x1W 7x1W 7x1W 7x1W	G23 2G11	TC TC-L LED Neutral White LED Warm White LED Neutral White LED Warm White
<b>iRound</b>		BE59  BE58  BE56	150W  150W  70W		HCI-T HIT CDM-T  HIT CDM-T  HCI-T


<b>iRound</b>		BE57	70W		HCI-T HIT CDM-T
		BE56	70W		HIT CDM-T HIT CDM-T
		BE64	70W		HIT CDM-T
		BE63	35W		HCI-T
		BE67	32W		TC-TEL
		BE50	35W		HI-PAR 51
		BE67	26W		TC-TEL
		BE62	100W		PAR 30S
		BE60	17W		PL-R
		BE51	35/50W		QR-CBC 51
		BE52	6x1W		LED Neutral White
		BE53	6x1W		LED Warm White
		BE54	6x1W		LED Neutral White
		BE55	6x1W		LED Warm White
<b>iWay</b>		B633	35W	G12	HIT
		B636	35W	G12	HIT
		B635	20W	G12	HIT(CDM-Tm)
		B634	35W	G12	HIT
		B637	35W	G12	HIT
		B638	70W	G12	HIT
		B639	20W	PGJ5	HIT(CDM-Tm)
		B640	20W	G12	HIT(CDM-Tm)
		B641	35W	G12	HIT
		B644	35W	G12	HIT
		B643	20W	G12	HIT(CDM-Tm)
		B642	35W	G12	HIT
		B645	35W	G12	HIT
		B646	70W	G12	HIT
		B647	20W	PGJ5	HIT(CDM-Tm)
B648	20W	PGJ5	HIT(CDM-Tm)		
<b>Nuvola Speciale</b>		Su Richiesta	Su Richiesta	Su Richiesta	Su Richiesta
<b>Radius</b>		7366	70W	Rx7s	HIT-DE HST-DE
		7368	70W	Rx7s	HIT-DE HST-DE
<b>iRoll 65</b>		BA05	20W	G 8.5	HIT
		BA06	20W	G 8.5	HIT
		BA15	75W	E-27	PAR30
		BA16	18W	GX24q-2	TC-TEL
		BA19	20W	G 8.5	HIT

		BA20 BA27 BA28 BA32 BA33 BA34 BA35 BA36 BA37 BA09 BA13 BA17 BA23 BA29 BA38 B761 B763 B766 B767 B768 B775 B776 B777 B783 B784 B785 B786 B756 B759 B760 B762 B764 B765 B771 B827	20W 75W 18W 35W 70W 70W 2X20W 2X20W 2X20W 35W 35W 23W 35W 23W 2X20W 150W 150W 100W 26/32/42W 26/32W 100W 26/32/40W 26/32W 150W 2x70W 2x70W 2x70W 70W 70W 70W 150W 150W 150W 70W 2x70W	G 8.5 E-27 GX24q-2 G 8.5 G 8.5 G 8.5 PGJ5 PGJ5 PGJ5 G12 G12 E-27 G12 E-27 PGJ5 G12 G12 E27 GX24q-3/4 GX24q-3/4 E27 GX24q-3/4 GX24q-3/4 G12 G18.5 G18.5 G18.5 G12 G12 G12 G12 G12 G12 G12 G12 G18.5	HIT PAR30 TC-TEL HIT HIT HIT HIT HIT HIT HIT TC-TSE HIT PAR30 HIT HIT HIT PAR-30 TC-TEL TC-TEL PAR30 TC-TEL TC-TEL HIT HIT HIT HIT HIT HIT HIT HIT HIT HIT HIT HIT HIT
<b>MicroRoll 65</b>		BA479 BA80 BA82 BA83 BA85 BA86 BA88 BA89	3 x 1.5 W 3 x 1.5 W 3 x 1.5 W 3 x 1.5 W 3 x 1.5 W 3 x 1.5 W 3 x 1.5 W 3 x 1.5 W		LED Neutral White LED Warm White LED Neutral White LED Warm White LED Neutral White LED Warm White LED Neutral White LED Warm White
<b>MiniRoll 65</b>		BC04 BC05 BC06 BC08 BC09 BC11 BC12 BC13 BC15 BC16	35W 6x1.25W 6x1.25W 6x1.25W 6x1.25W 35W 6x1.25W 6x1.25W 6x1.25W 6x1.25W	GU 5.3     GU 5.3	QR CBC 51 LED Neutral White LED Warm White LED Neutral White LED Warm White QR CBC 51 LED Neutral White LED Warm White LED Neutral White LED Warm White
<b>Archilede LED</b>		BD99 BD06 BE00 BD07 BE01 BD08	39x1 W 39x1 W 59x1 W 59x1 W 84x1 W 84x1 W		LED Cool White LED Cool White LED Cool White LED Cool White LED Cool White LED Cool White




<b>Archilede LED</b>		BD06 BD07 BD08 BD99 BE00 BE01 BE88 BE89 BE90 BE91 BE92 BE93 BE94 BE95 BE96 BE97 BE98 BE99 BF27 BF28 BF29 BF30 BF31 BF32 BF33 BF34 BF35 BF36 BF37 BF38 BF39 BF40 BF41 BF42 BF43 BF44	39x1W 59x1W 84x1W 39x1W 59x1W 84x1W 55x1W 81x1W 98x1W 55x1W 81x1W 98x1W 391x1W 59x1W 84x1W 55x1W 81x1W 98x1W 39x1W 59x1W 84x1W 39x1W 59x1W 384x1W 55x1W 81x1W 98x1W 55x1W 81x1W 98x1W 39x1W 59x1W 84x1W 55x1W 81x1W 98x1W		LED Cool White LED Cool White LED Cool White LED Cool White LED Cool White LED Cool White LED Cool White LED Cool White LED Cool White LED Cool White LED Cool White LED Cool White LED Neutral White LED Neutral White LED Neutral White LED Neutral White LED Neutral White LED Neutral White LED Neutral White LED Cool White LED Cool White LED Cool White LED Cool White LED Cool White LED Cool White LED Cool White LED Cool White LED Cool White LED Cool White LED Neutral White LED Neutral White LED Neutral White LED Neutral White LED Neutral White LED Neutral White
<b>Sistema Cut-Off LED</b>		BD91 BD93 BD92 BD94 BD95 BD97 BD96 BD98	39x1 W 39x1 W 59x1 W 59x1 W 39x1 W 39x1 W 59x1 W 59x1 W		LED Cool White LED Cool White LED Cool White LED Cool White LED Cool White LED Cool White LED Cool White LED Cool White
<b>Sistema Cut-Off</b>		BD85  BC57  BC58  BC60  BC61  BC63	50W  70W  100W  150W  100W  150W	E27  E27  E40  Rx7s  E40  Rx7s	HST HIT(CDO-TT)  HST HIT(CDO-TT)  HST HIT(CDO-TT)  HIT-DE HST-DE  HST (Bi-Energy)  HST-DE (Bi-Energy)



Sistema Cut-Off		BC56	35W	G12	HIT
		BC59	140W	PGZ12	CPO-TW
		BC62	60W	PGZ12	CPO-TW
		BC64	70W	Rx7s	HIT-DE HST-DE
		BC65	70W	Rx7s	HIT-DE HST-DE
		BC66	150W	Rx7s	HIT-DE HST-DE
		BC68	150W	Rx7s	HST-DE (Bi-Energy)
		BC67	140W	PGZ12	CPO-TW
		BC69	60W	PGZ12	CPO-TW
		BC70	33W	E27	EL Philips
		BD86	50W	E27	HST HIT(CDO-TT)
		BC82	70W	E27	HST HIT(CDO-TT)
		BC83	100W	E40	HST HIT(CDO-TT)
		BC85	150W	Rx7s	HIT-DE HST-DE
		BD86	100W	E40	HST (Bi-Energy)
		BC88	150W	Rx7s	HST-DE (Bi-Energy)
		BC81	35W	G12	HIT
		BC84	140W	PGZ12	CPO-TW
		BC87	60W	PGZ12	CPO-TW
		BC89	70W	Rx7s	HIT-DE HST-DE
		BC90	70W	Rx7s	HIT-DE HST-DE
		BC91	150W	Rx7s	HIT-DE HST-DE
		BC93	150W	Rx7s	HST-DE (Bi-Energy)
		BC92	140W	PGZ12	CPO-TW
		BC94	60W	PGZ12	CPO-TW
BC95	33W	E27	EL Philips		






Pixy LED		BF94 BF95 BF98 BF99 BF96 BF97	3x1W 3x1W 3x1W 3x1W 3x1W 3x1W		LED Neutral White LED Warm White LED Neutral White LED Warm White LED Neutral White LED Warm White
Crown		BG54  BG55  BG56  BG57  BG58  BG59 BG60 BG65  BG66  BG67 BG68  BG69 BG70 BG71 BG72 BG73 BG74 BG75  BG76  BG77  BG78 BG79	50W  70W  100W  150W  250W  60W 90W 70W  150W  250W 250W  60W 90W 70W 100W 150W 250W 250W  70W  150W  60W 90W	E27  E27  E40  E40  E40  PGZ12 PGZ12 Rx7s  Rx7s  G12 E40  PGZ12 PGZ12 G12 G12 G12 G12 E40  E27  E40  PGZ12 PGZ12	HST HIT-CE  HST HIT-CE  HST HIT-CE  HST HIT-CE  CPO-TW CPO-TW HST-DE HIT-DE HIT-DE-CE  HST-DE HIT-DE HIT-DE-CE  HIT-CE HST HIT-CE  CPO-TW CPO-TW HIT-CE HIT-CE HIT-CE HIT-CE HST HIT-CE  HST HIT-CE  HSE HIE-CE  CPO-TW CPO-TW





		BG95 BG61 BG62 BG63 BG64 BG80 BG81	100W 50W 70W 101W 105W 56W 59W		LED Neutral White LED Neutral White LED Neutral White LED Neutral White LED Neutral White LED Fortimo 4000K LED Fortimo 4000K
<b>Street</b>		BG82  BG83  BG84  BG85  BG86 BG87 BG88 BG93 BG94	50W  70W  100W  150W  60W 90W 140W 100W 150W	E27  E27  E40  E40  PGZ12 PGZ12 PGZ12 E40 E40	HST HIT-CE  HST HIT-CE  HST HIT-CE  HST HIT-CE  CPO-TW CPO-TW CPO-TW HST-CE HST-CE



**Prodotti Orientabili** - Per orientamenti di 0° rispetto alla verticale - verso il basso:



Serie		Codice	Potenza	Attacco	Lampada		
<b>Platea</b>		7376	2x26W	Gx24d-3	TC-T		
		7377	70W	Rx7s	HIT-DE HST-DE		
		7378	150W	Rx7s	HIT-DE HST-DE		
		7393	300W	Rx7s	QT-DE12		
		7395	250W	Fc2	HIT-DE		
		7379	70W	Rx7s	HIT-DE HST-DE		
		7392	300W	Rx7s	QT-DE12		
		7394	250W	Fc2	HIT-DE		
		7380	150W	Rx7s	HIT-DE HST-DE		
		7444	70W	G12	HIT		
		7445	150W	G12	HIT		
		7698	70W	Rx7s	HIT-DE HST-DE		
		7699	150W	Rx7s	HIT-DE HST-DE		
		7499	250W	G12	HIT(CDM-T)		
		7387	70W	G12	HIT		
		7388	150W	G12	HIT		
		7396	70W	Rx7s	HIT-DE		
		7397	150W	Rx7s	HIT-DE		
		7369	250W	Fc2	HIT-DE		
		7399	150W	G12	HIT		
<b>Linealuce</b>		7869	10x10W	SV 8.5	XENON		
		7872	16x10W	SV 8.5	XENON		
		7862	14W	G5	T16		
		7863	21W	G5	T16		
		7864	28W	G5	T16		
		7865	35W	G5	T16		
		<b>Linealuce</b>		B857	21W	G5	T16
				B858	28W	G5	T16
				B859	35W	G5	T16
				B861	21W	G5	T16
				B862	28W	G5	T16
				B863	35W	G5	T16
				B865	21W	G5	T16



		B866 B867	28W 35W	G5 G5	T16 T16
<b>Linealuce Led Monocromatico</b> 		BD65	28x1W		LED Neutral White
		BD66	28x1W		LED Warm White
		BD69	28x1W		LED Neutral White
		BD70	28x1W		LED Warm White
		BB81	21x1W		LED Neutral White
		BB82	21x1W		LED Warm White
		BB83	30x1W		LED Neutral White
		BB84	30x1W		LED Warm White
		BB87	21x1W		LED Neutral White
		BB88	21x1W		LED Warm White
		BB89	30x1W		LED Neutral White
		BB90	30x1W		LED Warm White
		BB66	14x1W		LED Neutral White
		BB67	21x1W		LED Neutral White
		BB68	28x1W		LED Neutral White
		BB69	7x1W		LED Neutral White
		BB70	14x1W		LED Neutral White
		BB71	21x1W		LED Neutral White
		BB72	28x1W		LED Neutral White
		BA52	14x1W		LED Cold White
		BA53	14x1W		LED Warm White
		BA54	14x1W		LED Blu
		BA55	21x1W		LED Cold White
		BA56	21x1W		LED Warm White
		BA57	21x1W		LED Blu
		BA58	28x1W		LED Cold White
		BA59	28x1W		LED Warm White
		BA60	28x1W		LED Blu
		BA61	14x1W		LED Cold White
		BA62	14x1W		LED Warm White
		BA63	14x1W		LED Blu
		BA64	21x1W		LED Cold White
		BA65	21x1W		LED Warm White
		BA66	21x1W		LED Blu
		BA67	28x1W		LED Cold White
		BA68	28x1W		LED Warm White
		BA69	28x1W		LED Blu
		B745	7x1W		LED Warm White
		B650	7x1W		LED Blu
		B747	14x1W		LED Warm White
		B660	14x1W		LED Blu
B749	21x1W		LED Warm White		
B670	21x1W		LED Blu		
B751	28x1W		LED Warm White		
B680	28x1W		LED Blu		
B654	7x1W		LED		
B746	7x1W		LED Warm White		
B655	7x1W		LED Blu		
B748	14x1W		LED Warm White		
B665	14x1W		LED Blu		
B750	21x1W		LED Warm White		
B675	21x1W		LED Blu		
B752	28x1W		LED Warm White		
B685	28x1W		LED Blu		
<b>Linealuce Led RGB</b> 		BA76	15x1W	DALI 48Vdc	LED RGB
		BA77	21x1W	DALI 48Vdc	LED RGB
		BA78	30x1W	DALI 48Vdc	LED RGB
		BA70	15x1W	DALI 48Vdc	LED RGB
		BA71	21x1W	DALI 48Vdc	LED RGB



		BA72 BA73 BA74 BA75	30x1W 15x1W 21x1W 30x1W	DALI 48Vdc DALI 48Vdc DALI 48Vdc DALI 48Vdc	LED RGB LED RGB LED RGB LED RGB
<b>Woody a LED</b>		BA40 BA41 BA42 BA43	12x1W 12x1W 12x1W 12x1W		LED Neutral White LED Warm White LED Neutral White LED Warm White
<b>Platea LED</b>		BC45 BA46 BC47 BB25 BA44 BA45 BA47 BA48 BA49 BA50 BA51 BC45 BB25 BB26 BB27	36x1W 36x1W 36x1W 72Wmax 36x1W 36x1W 36x1W 36x1W 36x1W 36x1W 36x1W 36x1W 36x1W 36x1W 36x1W		LED Cool White LED Neutral White LED Cool White 36 LED RGB Dali LED Neutral White LED Warm White LED Warm White LED Warm White LED Warm White LED Neutral White LED Warm White LED Cool White LED RGB LED RGB LED RGB
<b>Lingotto</b>		7019  7029  7020 7030 7017  7027  7018 7028 7012  7013	250W  250W  400W 400W 150W  150W  300W 300W 150W  300W	Fc2  Fc2  Fc2 Fc2 Rx7s  Rx7s  R7s R7s Rx7s  R7s	HIT-DE HST-DE  HIT-DE HST-DE  HIT-DE  HIT-DE HST-DE  QT-DE QT-DE HIT-DE HST-DE  QT-DE
<b>Woody a Scarica</b>		7591 7593 7592 7594	35W 70W 35W 70W	G12 G12 G12 G12	HIT HIT HIT HIT
<b>Woody</b>		7334 7335 7336 7337 7338 7339 7350 7352	50W 50W 75W 75W 100W 100W 75W 100W	GY6.35 GY6.35 GY6.35 GY6.35 B15d B15d GY6.35 B15d	QT12 QT12 QT12 QT12 QT18 QT18 QT12 QT18


		7353 7354 7355 7356	50W 50W 75W 75W	GY6.35 GY6.35 GY6.35 GY6.35	QT12 QT12 QT12 QT12
<b>Woody LED</b>		BA40 BA41 BA42 BA43 BA24	12x1W 12x1W 12x1W 12x1W 12x1W		LED Neutral White LED Neutral White LED Neutral White LED Neutral White LED RGB
<b>Miniwoody</b>		B590 B587 B591 B589 B582 B583 B592 B584 B583 B592	3W 3W 3W 3W 20W 20W 20W 35/50W 35/50W 35/50W	PGJ5 PGJ5 PGJ5 GY6.35 GY6.35 GY6.35	LED Warm White LED Blu LED Warm White LED Blu HIT (CDM-Tm) HIT (CDM-Tm) HIT (CDM-Tm) QT12 QT12 QT12
<b>Miniwoody LED</b>		BB22 B590 B587 BB23 B591 B589	3x1 3x1 3x1 3x1 3x1 3x1		LED Neutral White LED Warm White LED Blu LED Neutral White LED Warm White LED Blu
<b>Lavinia</b>		BD87 BD89 BD88 BD90  B213 B214 B215 B217  B218 B413  B414 B420 B415  B416 B425	39x1W 39x1W 59x1W 59x1W  250W 250W 400W 250W  400W 70W  70W 140W 150W  250W 70W	     E40 E40 E40 Fc2  Fc2 Rx7s  E27 PGZ12 Rx7s  G12 Rx7s	LED Cool White LED Cool White LED Cool White LED Cool White  HIT (Osram-BLV) HST HIT (PHILIPS) HST-DE HIT-DE  HIT-DE HIT-DE HST-DE HST-DE  HIT (CDO-TT) HST (CPO-TW) HIT-DE HST-DE  HIT (CDM-T) HIT-DE HST-DE



Lavinia		B426	70W	E27	HST HIT (CDO-TT)
		B432	140W	PGZ12	HST (CPO-TW)
		B427	150W	Rx7	HIT-DE HST-DE
		B428	250W	G12	HIT (CDM-T)
		B411	100W	E40	HST HIT (CDO-TT)
		B412	150W	E40	HST HIT (CDO-TT)
		BD87	39x1W		LED Cool White
		BD88	59x1W		LED Cool White
		BD89	39x1W		LED Cool White
		BD90	59x1W		LED Cool White
		BF04	39x1W		LED Neutral White
		BF05	59x1W		LED Neutral White
		BF07	84x1W		LED Cool White
		BF08	98x1W		LED Cool White
		BF09	84x1W		LED Cool White
		BF10	98x1W		LED Cool White
		BF15	84x1W		LED Neutral White
		BF16	98x1W		LED Neutral White
		BF62	39x1W		LED Neutral White
		BF63	59x1W		LED Neutral White
		BF65	84x1W		LED Cool White
		BF66	98x1W		LED Cool White
		BF67	84x1W		LED Cool White
		BF68	98x1W		LED Cool White
		BF73	84x1W		LED Neutral White
		BF74	98x1W		LED Neutral White
		BF53	39x1W		LED Cool White
BF54	59x1W		LED Cool White		
BF55	6x1W		LED Cool White		
BF56	59x1W		LED Cool White		
iTeka		B787	150W	R7s	QT-DE
		B788	20W	PGJ5	CDM-Tm
		B789	35W	G12	HIT
		B790	13W	GX24q-1	TC-TEL
		BA03	20W	PGJ5	CDM-Tm
		BA04	35W	G8.5	HIT
		B794	150W	R7s	QT-DE
		B795	20W	PGJ5	CDM-Tm
		B797	35W	G12	HIT
		B796	20W	PGJ5	CDM-Tm
		B798	35W	G8.5	HIT
		B799	150W	R7s	QT-DE
		B800	13W	GX24q-1	TC-TEL
		B804	20W	PGJ5	CDM-Tm
		B805	35W	G8.5	HIT
		B806	2x150W	R7s	QT-DE
		B807	2x13W	GX24q-1	TC-TEL
		B811	2x20W	PGJ5	CDM-Tm
		B812	2x35W	G8.5	HIT
B813	20W	PGJ5	CDM-Tm		
B814	35W	G12	HIT		


iTek		B815 B816 B817 B818 B819 B820 B821 B822 BC35 BC37 BC39 BC41 B791 B801 BC47 B808 BC49 BC48 B792 B802 B809	150W 20W 35W 2x20W 2x35W 2x150W 2x20W 2X35W 35W 35W 2X35W 2X35W 24x1 W 24x1 W 24x1 W 2x(24x1 W) 2x(24x1 W) 24x1 W 24x1 W 24x1 W 2x(24x1W)	R7s PGJ5 G8.5 PGJ5 G12 R7s PGJ5 G8.5 G12 G8.5 G12 G8.5 G12 G8.5	QT-DE CDM-Tm HIT CDM-Tm HIT QT-DE CDM-Tm HIT HIT HIT HIT LED Cool White LED Cool White LED Cool White LED Cool White LED Cool White LED Warm White LED Warm White LED Warm White LED Warm White
Maxiwoody		5614 5615 5616 5617 5618 5619 5620 5621 5622 5623 5624 5650 5651 5652 5653 5654 5684	70W 70W 60W 60W 150W 150W 140W 140W 250W 250W 250W 70W 70W 70W 70W 70W	G12 G12 PGZ12 PGZ12 G12 G12 PGZ12 PGZ12 G12 G12 G12 G12 G12 E27 E27 E27 Rx7s	CDM-T CDM-T CPO-TW CPO-TW CDM-T CDM-T CPO-TW CPO-TW CDM-T CDM-T CDM-T HIT HIT (CDM-T) HIT(CDM-T) HIE/C HIE/M HST HIT(CDO-TT) HSE HIE(CDO-ET) HIT-DE HST-DE


<b>Maxiwoody</b>		5658	150W	G12	HIT HIT (CDM-T)
		5659 5660	150W 150W	G12 E27	HIT(CDM-T) HIE/C HIE/M
		5661 5662	100W 100W	PG 12-1 PG 12-1	HST (SDW-T) HST (SDW-T)
		5666	150W	Rx7s	HIT-DE HST-DE
		5667 5668	250W 250W	E40 E40	HIT HIT
		5669	250W	E40	HIE HSE
		5670 5671	250W 400W	E40 E40	HST HIT
		5672	400W	E40	HIT HST
		5673	400W	E40	HIT
		5674	400W	E40	HIE HSE
		5675	70W	G12	HIT HIT (CDM-T)
		5676	70W	G12	HIT(CDM-T)
		5677	70W	E27	HIE/C HIE/M
		5678	70W	E27	HST HIT(CDO-TT)
		5679	70W	E27	HSE HIE(CDO-ET)
		5685	70W	Rx7s	HIT-DE HST-DE
		5680	150W	G12	HIT HIT (CDM-T)
		5681	150W	G12	HIT(CDM-T)
		5682	150W	E27	HIE/C HIE/M
		5683	150W	Rx7s	HIT-DE HST-DE
<b>Maxiwoody Compact</b>		6140	70W	G12	HCI-T HIT CDM-T
		6141	70W	G12	HCI-T HIT CDM-T

		6143	70W	G12	HCI-T HIT CDM-T
		6142	70W	G12	HIT CDM-T
		6139	35W	G12	HCI-T HIT CDM-T
		6138	35W	G12	HIT CDM-T
		6145	42/32/26W	GX24q-4/3	TC-TEL
		6144	17W	GX24q-1	TC-TEL
		6146	24x1W		LED Neutral White
		6147	24x1W		LED Warm White
		6148	24x1W		LED Neutral White
		6149	24x1W		LED Warm White
		B150	24x1W		LED Cool White
		B151	24x1W		LED Warm White
<b>Multiwoody</b>		5650	70W	G12	HIT(Osram) HIT(CDM-T)
		5651	70W	G12	HIT(CDM-T)
		5652	70W	E27	HIE/C(Osram) HIE/M(Osram)
		5653	70W	E27	HST HIT(CDO-TT)
		5654	70W	E27	HSE HIE(CDO-ET)
		5684	70W	Rx7s	HIT-DE HST-DE
		5658	150W	G12	HIT(Osram) HIT(CDM-T)
		5659	150W	G12	HIT(CDM-T)
		5660	150W	E27	HIE/C(Sylvania) HIE/M(Sylvania)
		5661	100W	PG12-1	HST (SDW-T)
		5662	100W	PG12-1	HST (SDW-T)
<b>Citywoody</b>		5675	70W	G12	HIT(Osram) HIT(CDM-T)
		5676	70W	G12	HIT(CDM-T)
		5677	70W	E27	HIE/C (Osram) HIE/M (Osram)
		5678	70W	E27	HST HIT(CDO-TT)
		5679	70W	E27	HSE HIE(CDO-ET)
		5685	70W	Rx7s	HIT-DE

		5680	150W	G12	HST-DE HIT(Osram) HIT(CDM-T)
		5681	150W	G12	HIT(CDM-T)
		5682	150W	E27	HIE/C(Sylvania) HIE/M(Sylvania)
		5683	150W	Rx7s	HIT-DE HST-DE
Frameworkoody		5650	70W	G12	HIT(Osram) HIT(CDM-T)
		5651	70W	G12	HIT(CDM-T)
		5652	70W	E27	HIE/C(Osram) HIE/M(Osram)
		5653	70W	E27	HST HIT(CDO-TT)
		5654	70W	E27	HSE HIE(CDO-ET)
		5655	80W	E27	HME
		5684	70W	Rx7s	HIT-DE HST-DE
		5675	70W	G12	HIT(Osram) HIT(CDM-T)
		5676	70W	G12	HIT(CDM-T)
		5677	70W	E27	HIE/C(Osram) HIE/M(Osram)
		5678	70W	E27	HST HIT(CDO-TT)
		5679	70W	E27	HSE HIE(CDO-ET)
		5685	70W	Rx7s	HIT-DE HST-DE
		5658	150W	G12	HIT(Osram) HIT(CDM-T)
		5659	150W	G12	HIT(CDM-T)
		5660	150W	E27	HIE/C (Sylvania) HIE/M (Sylvania)
		5661	100W	PG12-1	HST (SDW-T)
		5662	100W	PG12-1	HST (SDW-T)
5663	125W	E27	HME		
5666	150W	Rx7s	HIT-DE		


Frameworkoody		5680	150W	G12	HST-DE HIT(Osram) HIT(CDM-T)
		5681	150W	G12	HIT(CDM-T)
		5682	150W	E27	HIE/C (Sylvania) HIE/M (Sylvania)
		5683	150W	Rx7s	HIT-DE HST-DE
iPro		BD32	20W	PGJ5	HIT (CDM-Tm)
		BD33	20W	PGJ5	HIT (CDM-Tm)
		BD34	9x1W		LED Neutral White
		BD35	9x1W		LED Warm White
		BD36	9x1W		LED Neutral White
		BD37	9x1W		LED Warm White
		BD38	50W	12V	QR-CBC51
		BD40	35W	G8.5	HIT
		BD41	35W	G8.5	HIT
		BD42	35W	G8.5	HIT
		BD43	35W	G8.5	HIT
		BD44	35W	G8.5	HIT
		BD45	35W	G8.5	HIT
		BD46	16x1W		LED Neutral White
		BD47	16x1W		LED Warm White
		BD48	16x1W		LED Neutral White
		BD49	16x1W		LED Warm White
		BD52	70W	G12	HIT
		BD53	70W	G12	HIT
		BD54	70W	G12	HIT
		BD55	70W	Rx7s	HIT-DE
		BD56	70W	G12	HIT
		BD57	70W	G12	HIT
		BD58	70W	G12	HIT
BD59	50W	G12	HIT		

iPro		BD61	150W	G12	HIT
		BD62	150W	Rx7s	HIT HST-DE
		BD59	150W	G12	HCI-T HIT CDM-T
		BD61	150W	G12	HCI-T HIT CDM-T
		BD62	150W	Rx7s	HST-DE HIT- DE
		BD52	70W	G12	HCI-T HIT- CDM-T
		BD53	70W	G12	HIT- CDM-T
		BD54	70W	G12	HCI-T HIT- CDM-T
		BD56	70W	G12	HCI-T HIT- CDM-T
		BD57	70W	G12	HIT- CDM-T
		BD58	70W	G12	HIT- CDM-T
		BD55	70W	Rx7s	HIT-DE
		BD40	35W	G8,5	HIT HCI-TC HIT CDM-TC
		BD41	35W	G8,5	HIT HCI-TC HIT CDM-TC
		BD42	35W	G8,5	HIT HCI-TC HIT CDM-TC
		BD43	35W	G8,5	HIT HCI-TC HIT CDM-TC
		BD44	35W	G8,5	HIT HCI-TC HIT CDM-TC
		BD45	35W	G8,5	HIT HCI-TC HIT CDM-TC
		BD32	20W	PGJ5	CDM-tm
		BD33	20W	PGJ5	CDM-tm
BD38	50W	GU5,3	QR-CBC 51		
BD34	9x1W		LED Neutral White		
BD35	9x1W		LED Warm White		

		BD36	9x1W		LED Neutral White
		BD37	9x1W		LED Warm White
		BD46	16x1W		LED Neutral White
		BD47	16x1W		LED Warm White
		BD48	16x1W		LED Neutral White
		BD49	16x1W		LED Warm White
<b>iRoad</b>		B403	70W	Rx7s	HIT-DE HST-DE
		B404	150W	Rx7s	HIT-DE HST-DE
		B406	140W	PGZ12	HST (CPO-TW)
		B405	250W	G12	HIT (CDM-T)
		B407	70W	Rx7s	HIT-DE HST-DE
		B408	150W	Rx7s	HIT-DE HST-DE
		B410	140W	PGZ12	HST (CPO-TW)
		B409	250W	G12	HIT (CDM-T)

Alcuni di tali prodotti, con l'utilizzo di accessori quali alette direzionali, consentono di rientrare nei limiti pur se orientati leggermente rispetto alla verticale.

Riduzione del flusso in misura  $\geq 30\%$  entro le ore 24:00 (DGR n.7/6162 art. 5.d).<sub>2</sub>

Serie		Codice	Potenza	Attacco	Lampada
<b>W-Saving</b>		G880	230W		121-138 mm
		G881	220W		121-138 mm
		G882	230W		139-160 mm
		G883	220W		139-160 mm
		G884	230W		161-194 mm
		G885	220W		161-194 mm

### 3. Limiti specifici per impianti con ottiche aperte ed ornamentali:



Per impianti di illuminazione con ottica aperta e ornamentale massima emissione luminosa consentita:


25 cd/klm a 90°


5 cd/klm a 100° ed oltre


0 cd/klm a 110° ed oltre (R.A.n.8, art. 2 comma 1, lettera c).


Impiego di sorgenti luminose con efficienza  $\geq 60\text{lm/W}$  (R.A.n.8, art. 4 comma 1, lettera a).





Serie		Codice	Potenza	Attacco	Lampada
Flaminia A		B047	70W	Rx7s	HIT-DE HST-DE
		B050	150W	Rx7s	HIT-DE HST-DE
		B062	150W	Rx7s	HIT-DE HST-DE
Archilede LED		BD06	39x1W		LED Cool White
		BD07	59x1W		LED Cool White
		BD08	84x1W		LED Cool White
		BD99	39x1W		LED Cool White
		BE00	59x1W		LED Cool White
		BE01	84x1W		LED Cool White
		BE88	55x1W		LED Cool White
		BE89	81x1W		LED Cool White
		BE90	98x1W		LED Cool White
		BE91	55x1W		LED Cool White
		BE92	81x1W		LED Cool White
		BE93	98x1W		LED Cool White
		BE94	391x1W		LED Neutral White
		BE95	59x1W		LED Neutral White
		BE96	84x1W		LED Neutral White
		BE97	55x1W		LED Neutral White
		BE98	81x1W		LED Neutral White
		BE99	98x1W		LED Neutral White
		BF27	39x1W		LED Cool White
		BF28	59x1W		LED Cool White
BF29	84x1W		LED Cool White		
BF30	39x1W		LED Cool White		



		BF31	59x1W		LED Cool White
		BF32	384x1W		LED Cool White
		BF33	55x1W		LED Cool White
		BF34	81x1W		LED Cool White
		BF35	98x1W		LED Cool White
		BF36	55x1W		LED Cool White
		BF37	81x1W		LED Cool White
		BF38	98x1W		LED Cool White
		BF39	39x1W		LED Neutral White
		BF40	59x1W		LED Neutral White
		BF41	84x1W		LED Neutral White
		BF42	55x1W		LED Neutral White
		BF43	81x1W		LED Neutral White
		BF44	98x1W		LED Neutral White
<b>Argo</b>		BC84	140W	PGZ12	CPO-TW
		BC92	140W	PGZ12	CPO-TW
		BC85	150W	Rx7s	HST-DE
		BC88	150W	Rx7s	HST-DE
		BC91	150W	Rx7s	HST-DE HIT-DE
		BC93	150W	Rx7s	HST-DE
		BD01	150W	Rx7s	HST-DE
		BD04	150W	Rx7s	HST-DE
		BC85	150W	Rx7s	HIT-DE
		BD00	150W	Rx7s	HIT-DE
		BD03	150W	Rx7s	HIT-DE
		BC83	100W	E40	HST HIT CDO-TT
		BC86	100W	E40	HST
		BC97	100W	E40	HST HIT CDO-TT
		BC90	70W	Rx7s	HST-DE



		BC87	60W	PGZ12	CPO-TW
		BC94	60W	PGZ12	CPO-TW
		BC82	70W	E27	HST HIT CDO-TT
		BC96	70W	E27	HST HIT CDO-TT
		BC89	70W	Rx7s	HIT-DE
		BC90	70W	Rx7s	HIT-DE
		BD86	50W	E27	HST HIT CDO-TT
		BC95	33W	E27	TC-TSE
		BD95	39x1W		LED Cool White
		BD96	59x1W		LED Cool White
		BD97	39x1W		LED Cool White
		BD98	59x1W		LED Cool White
		BF02	39x1W		LED Neutral White
		BF03	59x1W		LED Neutral White
		BF49	39x1W		LED Cool White
		BF50	59x1W		LED Cool White
		BF51	39x1W		LED Cool White
		BF52	59x1W		LED Cool White
		BF60	39x1W		LED Neutral White
		BF61	59x1W		LED Neutral White
		7010	48x1W		LED Cool White
		BF06	48x1W		LED Neutral White
		BF57	48x1W		LED Cool White
		BF64	48x1W		LED Neutral White
<b>Delphi</b>		BF81	400W	E40	HST
		BF21	315W	PGZ18	CDM-T(Elite)
		BF25	315W	PGZ18	CDM-T(Elite)
		BF20	250W	E40	HST HIT CDO-TT
		BF24	250W	E40	HST



Delphi		BC59	140	PGZ12	CPO-TW
		BC67	140W	PGZ12	CPO-TW
		BF77	140W	PGZ12	CPO-TW
		BF80	140W	PGZ12	CPO-TW
		BC60	150W	Rx7s	HST-DE HIT-DE
		BC63	150W	Rx7s	HST-DE
		BC66	150W	Rx7s	HST-DE HIT-DE
		BC68	150W	Rx7s	HST-DE
		BC76	150W	Rx7s	HST-DE
		BC79	150W	Rx7s	HST-DE
		BF19	150W	E40	HST HIT CDO-TT
		BF22	150W	E40	HST
		BF23	150W	E40	HST HIT CDO-TT
		BF26	150W	E40	HST
		BC75	150W	Rx7s	HIT-DE
		BC78	150W	Rx7s	HIT-DE
		BC60	150W	Rx7s	HIT-DE
		BC58	100W	E40	HST HIT CDO-TT
		BC61	100W	E40	HST
		BC72	100W	E40	HST HIT CDO-TT
		BC65	70W	Rx7s	HST-DE HIT-DE
		BC62	60W	PGZ12	CPO-TW
		BC69	60W	PGZ12	CPO-TW
		BC57	70W	E27	HST HIT CDO-TT
		BC71	70W	E27	HST HIT CDO-TT
		BC64	70W	Rx7s	HIT-DE


		BC56	35W	G12	HCI-T HIT CDM-T
		BC70	33W	E27	TC-TSE
		BD91	39x1W		LED Cool White
		BD92	59x1W		LED Cool White
		BD93	39x1W		LED Cool White
		BD94	59x1W		LED Cool White
		BF00	39x1W		LED Neutral White
		BF01	59x1W		LED Neutral White
		BF11	84x1W		LED Cool White
		BF12	98x1W		LED Cool White
		BF13	84x1W		LED Cool White
		BF14	98x1W		LED Cool White
		BF17	84x1W		LED Neutral White
		BF18	98x1W		LED Neutral White
		BF45	39x1W		LED Cool White
		BF46	59x1W		LED Cool White
		BF47	39x1W		LED Cool White
		BF48	59x1W		LED Cool White
		BF58	39x1W		LED Neutral White
		BF59	59x1W		LED Neutral White
		BF69	84x1W		LED Cool White
		BF70	98x1W		LED Cool White
		BF71	84x1W		LED Cool White
		BF75	84x1W		LED Neutral White
		BF76	98x1W		LED Neutral White
		BF72	98x1W		LED Cool White
<b>Lineluca LED</b>		BD65	28x1W		LED Neutral White
		BD66	28x1W		LED Warm White
		BD69	28x1W		LED Neutral White
		BD70	28x1W		LED Warm White

Light Up		7199	20W	G12	HIT CMH-T
		BF84	20W	PGJ5	CDM-tm
		BF85	20W	PGJ5	CDM-tm
		BF86	20W	PGJ5	CDM-tm
		BF87	20W	PGJ5	CDM-tm
		BF92	35W	PGJ5	CDM-tm
		BF93	35W	PGJ5	CDM-tm
		BF88	20W	PGJ5	CDM-tm
		BF89	35W	PGJ5	CDM-tm
		7111	3x1W		LED Neutral White
		7112	3x1W		LED Warm White
		7196	3x1W		LED Neutral White
		BD24	3x1W		LED Neutral White
		BD25	3x1W		LED Warm White
		Pixy LED		BF94	3x1W
BF95	3x1W				LED Warm White
BF98	3x1W				LED Neutral White
BF99	3x1W				LED Warm White
BF96	3x1W				LED Neutral White
BF97	3x1W				LED Warm White
Miniwalky		BG00	7x1W		LED Neutral White
		BG01	7x1W		LED Warm White
		BG02	7x1W		LED Neutral White
		BG03	7x1W		LED Warm White
iRound		BE59	150W	G12	HCI-T HIT CDM-T
		BE58	150W	G12	HIT CDM-T
		BE56	70W	G12	HCI-T
		BE57	70W	G12	HCI-T HIT CDM-T
		BE56	70W	G12	HIT CDM-T

		BE64	70W	G12	HIT CDM-T
		BE63	35W	G12	HCI-T
		BE67	32W	GX24q-3	TC-TEL
		BE67	26W	GX24q-3	TC-TEL
		BE60	17W	GX24q-1	PL-R
		BE52	6x1W		LED Neutral White
		BE53	6x1W		LED Warm White
		BE54	6x1W		LED Neutral White
		BE55	6x1W		LED Warm White
<b>Laser</b>		BD30	70W	Rx7s	HST-DE HIT-DE
		BD27	70W	G12	HIT CDM-T
		BD28	70W	E27	HST HIT CDO-TT
		BD26	35W	G12	HIT CDM-T
		BD31	20W	G12	HIT CDM-T
		BD29	14/17W	GR14q-1	PL-R
<b>iPro</b>		BD59	150W	G12	HCI-T HIT CDM-T
		BD61	150W	G12	HCI-T HIT CDM-T
		BD62	150W	Rx7s	HST-DE HIT- DE
		BD52	70W	G12	HCI-T HIT- CDM-T
		BD53	70W	G12	HIT-CDM-T
		BD54	70W	G12	HCI-T HIT- CDM-T
		BD56	70W	G12	HCI-T HIT- CDM-T
		BD57	70W	G12	HIT- CDM-T
		BD58	70W	G12	HIT- CDM-T
		BD55	70W	Rx7s	HIT-DE
		BD40	35W	G8,5	HIT HCI-TC HIT CDM-TC
		BD41	35W	G8,5	HIT HCI-TC HIT CDM-TC


<b>iPro</b>		BD42	35W	G8,5	HIT HCI-TC HIT CDM-TC
		BD43	35W	G8,5	HIT HCI-TC HIT CDM-TC
		BD44	35W	G8,5	HIT HCI-TC HIT CDM-TC
		BD45	35W	G8,5	HIT HCI-TC HIT CDM-TC
		BD32	20W	PGJ5	CDM-tm
		BD33	20W	PGJ5	CDM-tm
		BD34	9x1W		LED Neutral White
		BD35	9x1W		LED Warm White
		BD36	9x1W		LED Neutral White
		BD37	9x1W		LED Warm White
		BD46	16x1W		LED Neutral White
		BD47	16x1W		LED Warm White
		BD48	16x1W		LED Neutral White
		BD49	16x1W		LED Warm White
<b>Maxiwoody Compact</b>		6140	70W	G12	HCI-T HIT CDM-T
		6141	70W	G12	HCI-T HIT CDM-T
		6143	70W	G12	HCI-T HIT CDM-T
		6142	70W	G12	HIT CDM-T
		6139	35W	G12	HCI-T HIT CDM-T
		6138	35W	G12	HIT CDM-T
		6145	42/32/26W	GX24q-4/3	TC-TEL
		6144	17W	GX24q-1	TC-TEL
		6146	24x1W		LED Neutral White
		6147	24x1W		LED Warm White
		6148	24x1W		LED Neutral White
		6149	24x1W		LED Warm White
		B150	24x1W		LED Cool White
		B151	24x1W		LED Warm White

Lavinia		BD87	39x1W		LED Cool White
		BD88	59x1W		LED Cool White
		BD89	39x1W		LED Cool White
		BD90	59x1W		LED Cool White
		BF04	39x1W		LED Neutral White
		BF05	59x1W		LED Neutral White
		BF07	84x1W		LED Cool White
		BF08	98x1W		LED Cool White
		BF09	84x1W		LED Cool White
		BF10	98x1W		LED Cool White
		BF15	84x1W		LED Neutral White
		BF16	98x1W		LED Neutral White
		BF62	39x1W		LED Neutral White
		BF63	59x1W		LED Neutral White
		BF65	84x1W		LED Cool White
		BF66	98x1W		LED Cool White
		BF67	84x1W		LED Cool White
		BF68	98x1W		LED Cool White
		BF73	84x1W		LED Neutral White
		BF74	98x1W		LED Neutral White
BF53	39x1W		LED Cool White		
BF54	59x1W		LED Cool White		
BF55	6x1W		LED Cool White		
BF56	59x1W		LED Cool White		
Crown		BG54	50W	E27	HST HIT-CE
		BG55	70W	E27	HST HIT-CE
		BG56	100W	E40	HST HIT-CE
		BG57	150W	E40	HST HIT-CE
		BG58	250W	E40	HST

		BG59	60W	PGZ12	HIT-CE CPO-TW
		BG60	90W	PGZ12	CPO-TW
		BG65	70W	Rx7s	HST-DE HIT-DE HIT-DE-CE
		BG66	150W	Rx7s	HST-DE HIT-DE HIT-DE-CE
		BG67	250W	G12	HIT-CE
		BG68	250W	E40	HST HIT-CE
		BG69	60W	PGZ12	CPO-TW
		BG70	90W	PGZ12	CPO-TW
		BG71	70W	G12	HIT-CE
		BG73	150W	G12	HIT-CE
		BG74	250W	G12	HIT-CE
		BG75	250W	E40	HST HIT-CE
		BG76	70W	E27	HST HIT-CE
		BG77	150W	E40	HSE HIE-CE
		BG78	60W	PGZ12	CPO-TW
		BG79	90W	PGZ12	CPO-TW
		BG95	100W		LED Neutral White
		BG61	50W		LED Neutral White
		BG62	70W		LED Neutral White
		BG63	101W		LED Neutral White
		BG64	105W		LED Neutral White
		BG80	56W		LED Fortimo 4000K
		BG81	59W		LED Fortimo 4000K
<b>Street</b>		BG82	50W	E27	HST HIT-CE
		BG83	70W	E27	HST HIT-CE
		BG84	100W	E40	HST HIT-CE
		BG85	150W	E40	HST HIT-CE
		BG86	60W	PGZ12	CPO-TW
		BG87	90W	PGZ12	CPO-TW

		BG88	140W	PGZ12	CPO-TW
		BG93	100W	E40	HST-CE
		BG94	150W	E40	HST-CE

Riduzione del flusso in misura  $\geq 30\%$  entro le ore 24:00 (DGR n.7/6162 art. 5.d).<sub>2</sub>

Serie		Codice	Potenza	Attacco	Lampada
W-Saving		G880	230W		121-138 mm
		G881	220W		121-138 mm
		G882	230W		139-160 mm
		G883	220W		139-160 mm
		G884	230W		161-194 mm
		G885	220W		161-194 mm

#### 4. Limiti specifici per proiettori e torri faro

Per impianti di illuminazione con impiego di fari **simmetrici** massima emissione luminosa consentita:

15 cd/klm a 90° 0




cd/klm a 100° ed oltre (R.A.n.8, art. 2 comma 1, lettera d).


Per impianti di illuminazione con impiego di fari **asimmetrici** massima emissione luminosa consentita:


5 cd/klm a 90°



0 cd/klm a 100° ed oltre (R.A.n.8, art. 2 comma 1, lettera d).



Impiego di sorgenti luminose con efficienza  $\geq 90\text{lm/W}$  (R.A.n.8, art. 4 comma 1, lettera a).






Serie		Codice	Potenza	Attacco	Lampada
<b>Lingotto</b>		7019	250W	Fc2	HST-DE
		7029	250W	Fc2	HST-DE
		7017	150W	Rx7s	HST-DE
		7027	150W	Rx7s	HST-DE
		7012	150W	Rx7s	HST-DE
<b>Platea</b>		7377	70W	Rx7s	HIT-DE HST-DE
		7378	150W	Rx7s	HIT-DE HST-DE
		7379	70W	Rx7s	HIT-DE HST-DE
		7380	150W	Rx7s	HIT-DE HST-DE
		7387	70W	G12	HIT
		7388	150W	G12	HIT
		7396	70W	Rx7s	HIT-DE
		7397	150W	Rx7s	HIT-DE
		7399	150W	G12	HIT
		7444	70W	G12	HIT
		7445	150W	G12	HIT
		7698	70W	Rx7s	HIT-DE HST-DE
		7699	150W	Rx7s	HIT-DE HST-DE
		769	250W	G12	CDM-T
<b>Argo</b>		BC84	140W	PGZ12	CPO-TW
		BC92	140W	PGZ12	CPO-TW
		BC88	150W	Rx7s	HST-DE
		BC93	150W	Rx7s	HST-DE




		BD01	150W	Rx7s	HST-DE
		BD04	150W	Rx7s	HST-DE
		BC85	150W	Rx7s	HIT-DE
		BC87	60W	PGZ12	CPO-TW
		BC94	60W	PGZ12	CPO-TW
		BC82	70W	E27	HST HIT CDO-TT
		BC96	70W	E27	HST HIT CDO-TT
		BC90	70W	Rx7s	HIT-DE
		BD86	50W	E27	HST HIT CDO-TT
		BD95	39x1W		LED Cool White
		BD96	59x1W		LED Cool White
		BD97	39x1W		LED Cool White
		BD98	59x1W		LED Cool White
		BF02	39x1W		LED Neutral White
		BF03	59x1W		LED Neutral White
		BF49	39x1W		LED Cool White
		BF50	59x1W		LED Cool White
		BF51	39x1W		LED Cool White
		BF52	59x1W		LED Cool White
		BF60	39x1W		LED Neutral White
		BF61	59x1W		LED Neutral White
		7010	48x1W		LED Cool White
		BF06	48x1W		LED Neutral White
		BF57	48x1W		LED Cool White
		BF64	48x1W		LED Neutral White
<b>Delphi</b>		BF81	400W	E40	HST
		BF21	315W	PGZ18	CDM-T(Elite)
		BF25	315W	PGZ18	CDM-T(Elite)
		BF20	250W	E40	HST HIT CDO-TT


Delphi		BF24	250W	E40	HST
		BC59	140	PGZ12	CPO-TW
		BC67	140W	PGZ12	CPO-TW
		BF77	140W	PGZ12	CPO-TW
		BF80	140W	PGZ12	CPO-TW
		BC63	150W	Rx7s	HST-DE
		BC68	150W	Rx7s	HST-DE
		BC76	150W	Rx7s	HST-DE
		BC79	150W	Rx7s	HST-DE
		BF19	150W	E40	HST HIT CDO-TT
		BF22	150W	E40	HST
		BF23	150W	E40	HST HIT CDO-TT
		BF26	150W	E40	HST
		BC61	100W	E40	HST
		BC65	70W	Rx7s	HST-DE
		BC62	60W	PGZ12	CPO-TW
		BC69	60W	PGZ12	CPO-TW
		BC57	70W	E27	HST HIT CDO-TT
		BC71	70W	E27	HST HIT CDO-TT
		BC56	35W	G12	HCI-T HIT CDM-T
		BD91	39x1W		LED Cool White
		BD92	59x1W		LED Cool White
		BD93	39x1W		LED Cool White
		BD94	59x1W		LED Cool White
		BF00	39x1W		LED Neutral White
		BF01	59x1W		LED Neutral White
		BF11	84x1W		LED Cool White
		BF12	98x1W		LED Cool White



		BF13	84x1W		LED Cool White
		BF14	98x1W		LED Cool White
		BF17	84x1W		LED Neutral White
		BF18	98x1W		LED Neutral White
		BF45	39x1W		LED Cool White
		BF46	59x1W		LED Cool White
		BF47	39x1W		LED Cool White
		BF48	59x1W		LED Cool White
		BF58	39x1W		LED Neutral White
		BF59	59x1W		LED Neutral White
		BF69	84x1W		LED Cool White
		BF70	98x1W		LED Cool White
		BF71	84x1W		LED Cool White
		BF75	84x1W		LED Neutral White
		BF76	98x1W		LED Neutral White
		BF72	98x1W		LED Cool White
<b>Linealuce LED</b>		BD65	28x1W		LED Neutral White
		BD66	28x1W		LED Warm White
		BD69	28x1W		LED Neutral White
		BD70	28x1W		LED Warm White
<b>Linealuce</b>		7862	14W	G5	T16
		7863	21W	G5	T16
		7864	28W	G5	T16
		7865	35W	G5	T16
		B857	21W	G5	T16
		B858	28W	G5	T16
		B859	35W	G5	T16
		B861	21W	G5	T16
		B862	28W	G5	T16
		B863	35W	G5	T16
		B865	21W	G5	T16

		B866	28W	G5	T16
		B867	35W	G5	T16
<b>Woody a scarica</b>		7593	70W	G12	HIT
<b>Maxiwoody</b>		5615	70W	G12	CDM-T
		5616	60W	PGZ12	CPO-TW
		5617	60W	PGZ12	CPO-TW
		5619	150W	G12	CDM-T
		5620	140W	PGZ12	CPO-TW
		5621	140W	PGZ12	CPO-TW
		5650	70W	G12	HIT (CDM-T)
		5651	70W	G12	HIT (CDM-T)
		5653	70W	E27	HST
		5684	70W	Rx7s	HIT-DE HST-DE
		5658	150W	G12	HIT (CDM-T)
		5659	150W	G12	HIT (CDM-T)
		5666	150W	Rx7s	HIT-DE HST-DE
		5669	250W	E40	HSE
		5670	250W	E40	HST
		5672	400W	E40	HST
		5673	400W	E40	HIT
		5674	400W	E40	HSE
		5675	70W	G12	HIT (CDM-T)
		5676	70W	G12	HIT (CDM-T)
		5678	70W	E27	HST
		5685	70W	Rx7s	HIT-DE HST-DE
		5680	150W	G12	HIT (CDM-T)
5681	150W	G12	HIT (CDM-T)		
5683	150W	Rx7s	HIT-DE HST-DE		

<b>iRound</b>		BE59	150W	G12	HCI-T HIT CDM-T
		BE58	150W	G12	HIT CDM-T
		BE56	70W	G12	HCI-T HIT CDM-T
		BE57	70W	G12	HCI-T HIT CDM-T
		BE64	70W	G12	HIT CDM-T
		BE63	35W	G12	HCI-T
<b>Laser</b>		BD30	70W	Rx7s	HST-DE HIT-DE
		BD27	70W	G12	HIT CDM-T
		BD28	70W	E27	HST HIT CDO-TT
		BD26	35W	G12	HIT CDM-T
<b>Multiwoody</b>		5650	70W	G12	HIT (CDM-T)
		5651	70W	G12	HIT (CDM-T)
		5653	70W	E27	HST
		5684	70W	Rx7s	HIT-DE HST-DE
		5658	150W	G12	HIT (CDM-T)
		5659	150W	G12	HIT (CDM-T)
<b>Citywoody</b>		5675	70W	G12	HIT (CDM-T)
		5676	70W	G12	HIT (CDM-T)
		5678	70W	E27	HST
		5685	70W	Rx7s	HIT-DE HST-DE
		5680	150W	G12	HIT (CDM-T)
		5681	150W	G12	HIT (CDM-T)
		5683	150W	Rx7s	HIT-DE HST-DE
<b>Framewoody</b>		5650	70W	G12	HIT (CDM-T)
		5651	70W	G12	HIT (CDM-T)


		5653	70W	E27	HST
		5684	70W	Rx7s	HIT-DE HST-DE
		5675	70W	G12	HIT (CDM-T)
		5676	70W	G12	HIT (CDM-T)
		5678	70W	E27	HST
		5685	150W	Rx7s	HIT-DE HST-DE
		5658	150W	G12	HIT (CDM-T)
		5659	150W	G12	HIT (CDM-T)
		5666	150W	Rx7s	HIT-DE HST-DE
		5680	150W	G12	HIT (CDM-T)
		5681	150W	G12	HIT (CDM-T)
		5683	150W	Rx7s	HIT-DE HST-DE
<b>Colourwoody</b>		5758	150W	G12	HIT (CDM-T)
<b>Maxiwoody Compact</b>		6140	70W	G12	HCI-T HIT CDM-T
		6141	70W	G12	HCI-T HIT CDM-T
		6143	70W	G12	HCI-T HIT CDM-T
		6142	70W	G12	HIT CDM-T
		6139	35W	G12	HCI-T HIT CDM-T
		6138	35W	G12	HIT CDM-T
		B150	24x1W		LED Cool White
		B151	24x1W		LED Warm White
<b>Lavinia</b>		BD87	39x1W		LED Cool White
		BD88	59x1W		LED Cool White
		BD89	39x1W		LED Cool White
		BD90	59x1W		LED Cool White
		BF04	39x1W		LED Neutral White

Lavinia		BF05	59x1W		LED Neutral White
		BF07	84x1W		LED Cool White
		BF08	98x1W		LED Cool White
		BF09	84x1W		LED Cool White
		BF10	98x1W		LED Cool White
		BF15	84x1W		LED Neutral White
		BF16	98x1W		LED Neutral White
		BF62	39x1W		LED Neutral White
		BF63	59x1W		LED Neutral White
		BF65	84x1W		LED Cool White
		BF66	98x1W		LED Cool White
		BF67	84x1W		LED Cool White
		BF68	98x1W		LED Cool White
		BF73	84x1W		LED Neutral White
		BF74	98x1W		LED Neutral White
		BF53	39x1W		LED Cool White
		BF54	59x1W		LED Cool White
		BF55	6x1W		LED Cool White
		BF56	59x1W		LED Cool White
		B214	250W	E40	HST
		B215	400W	E40	HIT (Philips)
		B217	250W	Fc2	HST-DE
		B413	70W	Rx7s	HIT-DE HST-DE
		B414	70W	E27	HST
		B420	140W	PGZ12	HST (CPO-TW)
		B415	150W	Rx7s	HIT-DE HST-DE
		B416	250W	G12	HIT (CDM-T)
		B425	70W	Rx7s	HIT-DE HST-DE
		B426	70W	E27	HIT-DE HST-DE
		B432	140W	PGZ12	HST HST (CPO-TW)

		B427	150W	Rx7s	HIT-DE HST-DE
		B428	250W	G12	HIT (CDM-T)
		B411	100W	E40	HST HIT (CDO-TT)
<b>iRoad</b>		B403	70W	Rx7s	HIT-DE HST-DE
		B404	150W	Rx7s	HIT-DE HST-DE
		B406	140W	PGZ12	HST (CPO-TW)
		B405	250W	G12	HIT (CDM-T)
		B407	70W	Rx7s	HIT-DE HST-DE
		B408	150W	Rx7s	HIT-DE HST-DE
		B410	140W	PGZ12	HST (CPO-TW)
		B409	250W	G12	HIT (CDM-T)
<b>Crown</b>		BG54	50W	E27	HST HIT-CE
		BG55	70W	E27	HST HIT-CE
		BG56	100W	E40	HST HIT-CE
		BG57	150W	E40	HST HIT-CE
		BG58	250W	E40	HST HIT-CE
		BG59	60W	PGZ12	CPO-TW
		BG60	90W	PGZ12	CPO-TW
		BG65	70W	Rx7s	HST-DE HIT-DE HIT-DE-CE
		BG66	150W	Rx7s	HST-DE HIT-DE HIT-DE-CE
		BG67	250W	G12	HIT-CE

		BG68	250W	E40	HST HIT-CE
		BG69	60W	PGZ12	CPO-TW
		BG70	90W	PGZ12	CPO-TW
		BG71	70W	G12	HIT-CE
		BG73	150W	G12	HIT-CE
		BG74	250W	G12	HIT-CE
		BG75	250W	E40	HST HIT-CE
		BG76	70W	E27	HST HIT-CE
		BG77	150W	E40	HSE HIE-CE
		BG78	60W	PGZ12	CPO-TW
		BG79	90W	PGZ12	CPO-TW
		BG95	100W		LED Neutral White
		BG61	50W		LED Neutral White
		BG62	70W		LED Neutral White
		BG63	101W		LED Neutral White
		BG64	105W		LED Neutral White
		BG80	56W		LED Fortimo 4000K
		BG81	59W		LED Fortimo 4000K

Riduzione del flusso in misura  $\geq 30\%$  entro le ore 24:00 (DGR n.7/6162 art. 5.d).<sub>2</sub>


Serie		Codice	Potenza	Attacco	Lampada
<b>W-Saving</b>		G880	230W		121-138 mm
		G881	220W		121-138 mm
		G882	230W		139-160 mm
		G883	220W		139-160 mm
		G884	230W		161-194 mm
		G885	220W		161-194 mm



5. **Limiti aree di rispetto per impianti di illuminazione stradale con lanterne:**


Per impianti d'illuminazione con impiego di ottiche e armature di tipo stradale e lanterne massima emissione consentita Ocd/klm a 90°. (R.A.n.8, art. 6, comma1, lettera b).




Impiego di sorgenti luminose luminose con efficienza  $\geq 90^\circ$  (R.A.n.8, art. 4, comma1, lettera a).




**Prodotti Fissi**





Serie		Codice	Potenza	Attacco	Lampada
Argo (Tilt = 2°)		7860	150W	E40	HST HIT (CDO-TT)
		7861	250W	E40	HST
		7670	150W	E40	HST HIT (CDO-TT)
		7671	250W	E40	HST
		B161	100W	E40	HST HIT (CDO-TT)
		B162	100W	E40	HST HIT (CDO-TT)
		BC84	140W	PGZ12	CPO-TW
		BC92	140W	PGZ12	CPO-TW
		BC85	150W	Rx7s	HST-DE
		BC88	150W	Rx7s	HST-DE
		BC91	150W	Rx7s	HST-DE HIT-DE
		BC93	150W	Rx7s	HST-DE
		BD01	150W	Rx7s	HST-DE
		BD04	150W	Rx7s	HST-DE
		BC85	150W	Rx7s	HIT-DE
		BD00	150W	Rx7s	HIT-DE
		BD03	150W	Rx7s	HIT-DE
		BC83	100W	E40	HST HIT CDO-TT
		BC86	100W	E40	HST
		BC97	100W	E40	HST HIT CDO-TT
		BC90	70W	Rx7s	HST-DE
		BC87	60W	PGZ12	CPO-TW
		BC94	60W	PGZ12	CPO-TW



<b>Argo</b> ( Tilt = 2°)		BC82	70W	E27	HST HIT CDO-TT
		BC96	70W	E27	HST HIT CDO-TT
		BC89	70W	Rx7s	HIT-DE
		BC90	70W	Rx7s	HIT-DE
		BD86	50W	E27	HST HIT CDO-TT
		BD95	39x1W		LED Cool White
		BD96	59x1W		LED Cool White
		BD97	39x1W		LED Cool White
		BD98	59x1W		LED Cool White
		BF02	39x1W		LED Neutral White
		BF03	59x1W		LED Neutral White
		BF49	39x1W		LED Cool White
		BF50	59x1W		LED Cool White
		BF51	39x1W		LED Cool White
		BF52	59x1W		LED Cool White
		BF60	39x1W		LED Neutral White
		BF61	59x1W		LED Neutral White
		7010	48x1W		LED Cool White
		BF06	48x1W		LED Neutral White
		BF57	48x1W		LED Cool White
BF64	48x1W		LED Neutral White		
<b>Delo</b> ( Tilt = 2°)		7856	150W	E40	HST HIT (CDO-TT)
		7857	250W	E40	HST
		7661	150W	E40	HST HIT (CDO-TT)
		7662	250W	E40	HST
		B159	100W	E40	HST HIT (CDO-TT)
		B160	100W	E40	HST HIT (CDO-TT)


<b>Delphi</b> ( Tilt = 2°)		BF81	400W	E40	HST
		BF21	315W	PGZ18	CDM-T(Elite)
		BF25	315W	PGZ18	CDM-T(Elite)
		BF20	250W	E40	HST HIT CDO-TT
		BF24	250W	E40	HST
		BC59	140	PGZ12	CPO-TW
		BC67	140W	PGZ12	CPO-TW
		BF77	140W	PGZ12	CPO-TW
		BF80	140W	PGZ12	CPO-TW
		BC60	150W	Rx7s	HST-DE HIT-DE
		BC63	150W	Rx7s	HST-DE
		BC66	150W	Rx7s	HST-DE HIT-DE
		BC68	150W	Rx7s	HST-DE
		BC76	150W	Rx7s	HST-DE
		BC79	150W	Rx7s	HST-DE
		BF19	150W	E40	HST HIT CDO-TT
		BF22	150W	E40	HST
		BF23	150W	E40	HST HIT CDO-TT
		BF26	150W	E40	HST
		BC75	150W	Rx7s	HIT-DE
		BC78	150W	Rx7s	HIT-DE
		BC60	150W	Rx7s	HIT-DE
		BC58	100W	E40	HST HIT CDO-TT
		BC61	100W	E40	HST
		BC72	100W	E40	HST HIT CDO-TT
		BC65	70W	Rx7s	HST-DE
		BC62	60W	PGZ12	CPO-TW

<b>Delphi</b> ( Tilt = 2°) 	BC69	60W	PGZ12	CP0-TW
	BC57	70W	E27	HST HIT CDO-TT
	BC71	70W	E27	HST HIT CDO-TT
	BC64	70W	Rx7s	HIT-DE
	BC65	70W	Rx7s	HIT-DE
	BC56	35W	G12	HCI-T HIT CDM-T
	BD91	39x1W		LED Cool White
	BD92	59x1W		LED Cool White
	BD93	39x1W		LED Cool White
	BD94	59x1W		LED Cool White
	BF00	39x1W		LED Neutral White
	BF01	59x1W		LED Neutral White
	BF11	84x1W		LED Cool White
	BF12	98x1W		LED Cool White
	BF13	84x1W		LED Cool White
	BF14	98x1W		LED Cool White
	BF17	84x1W		LED Neutral White
	BF18	98x1W		LED Neutral White
	BF45	39x1W		LED Cool White
	BF46	59x1W		LED Cool White
	BF47	39x1W		LED Cool White
	BF48	59x1W		LED Cool White
	BF58	39x1W		LED Neutral White
	BF59	59x1W		LED Neutral White
	BF69	84x1W		LED Cool White
	BF70	98x1W		LED Cool White
	BF71	84x1W		LED Cool White
	BF75	84x1W		LED Neutral White
BF76	98x1W		LED Neutral White	
BF72	98x1W		LED Cool White	
<b>Flaminia A</b> 	B051	70W	Rx7s	HIT-DE HST-DE
	B052	70W	Rx7s	HIT-DE HST-DE
	B053	70W	Rx7s	HIT-DE HST-DE
	B054	150W	Rx7s	HIT-DE HST-DE
	B055	150W	Rx7s	HIT-DE HST-DE
	B056	150W	Rx7s	HIT-DE HST-DE
<b>Salaria</b> 	B261	70W	E27	HST HIT (CDO-TT)
	B262	100W	E40	HST HIT (CDO-TT)




		B263	150W	E40	HST HIT (CDO-TT)
		B208	70W	E27	HST CDO-TT
		B209	100W	E40	HST CDO-TT
		B210	150W	E40	HST CDO-TT
<b>iWay</b>		B633 B636 B634 B637 B638 B641 B644 B642 B645 B646	35W 35W 35W 35W 70W 35W 35W 35W 35W 70W	G12 G12 G12 G12 G12 G12 G12 G12 G12 G12	HIT HIT HIT HIT HIT HIT HIT HIT HIT HIT
<b>Sistema Cut-Off</b>		BD85 BC57 BC58 BC60 BC61 BC63 BC59 BC62 BC64 BC65 BC66 BC68 BC67 BC69 BD86 BC82	50W 70W 100W 150W 100W 150W 140W 60W 70W 70W 150W 150W 140W 60W 50W 70W	E27 E27 E40 Rx7s E40 Rx7s PGZ12 PGZ12 Rx7s Rx7s Rx7s Rx7s PGZ12 PGZ12 E27 E27	HST HIT(CDO-TT) HST HIT(CDO-TT) HST HIT(CDO-TT) HIT-DE HST-DE HST (Bi-Energy) HST-DE (Bi-Energy) CPO-TW CPO-TW HIT-DE HST-DE HIT-DE HST-DE HIT-DE (Bi-Energy) CPO-TW CPO-TW HST HIT(CDO-TT) HST HIT(CDO-TT)



<b>Sistema Cut-Off</b>		BC83	100W	E40	HST HIT(CDO-TT)
		BC85	150W	Rx7s	HIT-DE HST-DE
		BD86	100W	E40	HST (Bi-Energy)
		BC88	150W	Rx7s	HST-DE (Bi-Energy)
		BC84	140W	PGZ12	CPO-TW
		BC87	60W	PGZ12	CPO-TW
		BC89	70W	Rx7s	HIT-DE HST-DE
		BC90	70W	Rx7s	HIT-DE HST-DE
		BC91	150W	Rx7s	HIT-DE HST-DE
		BC93	150W	Rx7s	HST-DE (Bi-Energy)
		BC92	140W	PGZ12	CPO-TW
		BC94	60W	PGZ12	CPO-TW
		<b>Nuvola Speciale</b>		Su richiesta	Su richiesta
<b>Radius</b>		7366	70W	Rx7s	HIT-DE HST-DE
		7368	70W	Rx7s	HIT-DE HST-DE
<b>Archilede LED</b>		BD99	39x1W		LED Cool White
		BD06	39x1W		LED Cool White
		BE00	59x1W		LED Cool White
		BD07	59x1W		LED Cool White
		BE01	84x1W		LED Cool White
		BD08	84x1W		LED Cool White
		BD06	39x1W		LED Cool White
		BD07	59x1W		LED Cool White
		BD08	84x1W		LED Cool White
		BD99	39x1W		LED Cool White
		BE00	59x1W		LED Cool White
		BE01	84x1W		LED Cool White
		BE88	55x1W		LED Cool White
		BE89	81x1W		LED Cool White
		BE90	98x1W		LED Cool White
		BE91	55x1W		LED Cool White
		BE92	81x1W		LED Cool White
		BE93	98x1W		LED Cool White
BE94	391x1W		LED Neutral White		
BE95	59x1W		LED Neutral White		
BE96	84x1W		LED Neutral White		
BE97	55x1W		LED Neutral White		





		BE98 BE99 BF27 BF28 BF29 BF30 BF31 BF32 BF33 BF34 BF35 BF36 BF37 BF38 BF39 BF40 BF41 BF42 BF43 BF44	81x1W 98x1W 39x1W 59x1W 84x1W 39x1W 59x1W 84x1W 55x1W 81x1W 98x1W 55x1W 81x1W 98x1W 39x1W 59x1W 84x1W 55x1W 81x1W 98x1W		LED Neutral White LED Neutral White LED Cool White LED Cool White LED Cool White LED Cool White LED Cool White LED Cool White LED Cool White LED Cool White LED Cool White LED Cool White LED Cool White LED Cool White LED Neutral White LED Neutral White LED Neutral White LED Neutral White LED Neutral White LED Neutral White
<b>iRound</b>		BE59  BE58  BE56  BE57  BE56  BE64  BE63  BE50 BE67	150W  150W  70W  70W  70W  70W  35W  35W 26W	G12  G12  G12  G12  G12  G12  G12  GX10 GX24q-3	HCI-T HIT CDM-T  HIT CDM-T  HCI-T  HCI-T HIT CDM-T  HIT CDM-T  HIT CDM-T  HCI-T  HI-PAR 51 TC-TEL
<b>Crown</b>		BG54  BG55  BG56  BG57  BG58  BG59 BG60  BG65	50W  70W  100W  150W  250W  60W 90W  70W	E27  E27  E40  E40  E40  PGZ12 PGZ12  Rx7s	HST HIT-CE  HST HIT-CE  HST HIT-CE  HST HIT-CE  HST HIT-CE  CPO-TW CPO-TW  HST-DE HIT-DE HIT-DE-CE



		BG66	150W	Rx7s	HST-DE HIT-DE HIT-DE-CE
		BG67	250W	G12	HIT-CE
		BG68	250W	E40	HST HIT-CE
		BG69	60W	PGZ12	CPO-TW
		BG70	90W	PGZ12	CPO-TW
		BG71	70W	G12	HIT-CE
		BG72	100W	G12	HIT-CE
		BG73	150W	G12	HIT-CE
		BG74	250W	G12	HIT-CE
		BG75	250W	E40	HST HIT-CE
		BG76	70W	E27	HST HIT-CE
		BG77	150W	E40	HSE HIE-CE
		BG78	60W	PGZ12	CPO-TW
		BG79	90W	PGZ12	CPO-TW
		BG95	100W		LED Neutral White
		BG61	50W		LED Neutral White
		BG62	70W		LED Neutral White
		BG63	101W		LED Neutral White
		BG64	105W		LED Neutral White
		BG80	56W		LED Fortimo 4000K
		BG81	59W		LED Fortimo 4000K
<b>Street</b>		BG82	50W	E27	HST HIT-CE
		BG83	70W	E27	HST HIT-CE
		BG84	100W	E40	HST HIT-CE
		BG85	150W	E40	HST HIT-CE
		BG86	60W	PGZ12	CPO-TW
		BG87	90W	PGZ12	CPO-TW
		BG88	140W	PGZ12	CPO-TW
		BG93	100W	E40	HST-CE
		BG94	150W	E40	HST-CE




Prodotti orientabili - Per orientamenti di 0° rispetto alla verticale - verso il basso:



Serie		Codice	Potenza	Attacco	Lampada
Platea		7376	2x26W	Gx24d-3	TC-T
		7377	70W	Rx7s	HIT-DE HST-DE
		7378	150W	Rx7s	HIT-DE HST-DE
		7395	250W	Fc2	HIT-DE
		7379	70W	Rx7s	HIT-DE HST-DE
		7394	250W	Fc2	HIT-DE
		7380	150W	Rx7s	HIT-DE HST-DE
		7444	70W	G12	HIT
		7445	150W	G12	HIT
		7698	70W	Rx7s	HIT-DE HST-DE
		7699	150W	Rx7s	HIT-DE HST-DE
		7499	250W	G12	HIT(CDM-T)
		7387	70W	G12	HIT
		7388	150W	G12	HIT
		7396	70W	Rx7s	HIT-DE
		7397	150W	Rx7s	HIT-DE
7399	150W	G12	HIT		
Lingotto		7019	250W	Fc2	HST-DE
		7029	250W	Fc2	HST-DE
		7017	150W	Rx7s	HST-DE
		7027	150W	Rx7s	HST-DE
		7012	150W	Rx7s	HST-DE
Linealuce		7862	14W	G5	T16
		7863	21W	G5	T16
		7864	28W	G5	T16
		7865	35W	G5	T16
		B857	21W	G5	T16
		B858	28W	G5	T16
		B859	35W	G5	T16
		B861	21W	G5	T16
		B862	28W	G5	T16
		B863	35W	G5	T16
		B865	21W	G5	T16
		B866	28W	G5	T16
		B867	35W	G5	T16

Woody a Scarica		7593	70W	G12	HIT
		7594	70W	G12	HIT
Maxiwoody		5614	70W	G12	CDM-T
		5615	70W	G12	CDM-T
		5616	60W	PGZ12	CPO-TW
		5617	60W	PGZ12	CPO-TW
		5618	150W	G12	CDM-T
		5619	150W	G12	CDM-T
		5620	140W	PGZ12	CPO-TW
		5621	140W	PGZ12	CPO-TW
		5650	70W	G12	HIT (CDM-T)
		5651	70W	G12	HIT (CDM-T)
		5653	70W	E27	HST
		5684	70W	Rx7s	HIT-DE HST-DE
		5658	150W	G12	HIT (CDM-T)
		5659	150W	G12	HIT (CDM-T)
		5666	150W	Rx7s	HIT-DE HST-DE
		5669	250W	E40	HSE
		5670	250W	E40	HST
		5672	400W	E40	HST
		5674	400W	E40	HSE
		5675	70W	G12	HIT (CDM-T)
		5676	70W	G12	HIT (CDM-T)
		5678	70W	E27	HST
		5685	70W	Rx7s	HIT-DE HST-DE
		5680	150W	G12	HIT (CDM-T)
		5681	150W	G12	HIT (CDM-T)
		5683	150W	Rx7s	HST-DE
		5614	70W	G12	CDM-T

<b>Maxiwoody</b>		5615	70W	G12	CDM-T
		5617	60W	PGZ12	CPO-TW
		5618	150W	G12	CDM-T
		5619	150W	G12	CDM-T
		5620	140W	PGZ12	CPO-TW
		5621	140W	PGZ12	CPO-TW
		5622	250W	G12	CDM-T
		5623	250W	G12	CDM-T
		5624	250W	G12	CDM-T
<b>Maxiwoody Compact</b>		6140	70W	G12	HCI-T HIT CDM-T
		6141	70W	G12	HCI-T HIT CDM-T
		6143	70W	G12	HCI-T HIT CDM-T
		6142	70W	G12	HIT CDM-T
		6139	35W	G12	HCI-T HIT CDM-T
		6138	35W	G12	HIT CDM-T
		B150	24x1W		LED Cool White
		B151	24x1W		LED Warm White
<b>Multiwoody</b>		5650	70W	G12	HIT (CDM-T)
		5651	70W	G12	HIT (CDM-T)
		5653	70W	E27	HST
		5684	70W	Rx7s	HIT-DE HST-DE
		5658	150W	G12	HIT (CDM-T)
		5659	150W	G12	HIT (CDM-T)
		<b>Citywoody</b>		5675	70W
5676	70W			G12	HIT (CDM-T)
5678	70W			E27	HST
5685	70W			Rx7s	HIT-DE HST-DE
5680	150W			G12	HIT (CDM-T)
5681	150W			G12	HIT (CDM-T)
5683	150W			Rx7s	HIT-DE HST-DE

<b>Framewoody</b> 	5650	70W	G12	HIT (CDM-T)
	5651	70W	G12	HIT (CDM-T)
	5653	70W	E27	HST
	5684	70W	Rx7s	HIT-DE HST-DE
	5675	70W	G12	HIT (CDM-T)
	5676	70W	G12	HIT (CDM-T)
	5678	70W	E27	HST
	5685	70W	Rx7s	HIT-DE HST-DE
	5658	150W	G12	HIT (CDM-T)
	5659	150W	G12	HIT (CDM-T)
	5666	150W	Rx7s	HIT-DE HST-DE
	5680	150W	G12	HIT (CDM-T)
	5681	150W	G12	HIT (CDM-T)
	5683	150W	Rx7s	HIT-DE HST-DE
	<b>Lavinia</b> 	BD87	39x1W	
BD89		39x1W		LED Cool White
BD88		59x1W		LED Cool White
BD90		59x1W		LED Cool White
B214		250W	E40	HST
B215		400W	E40	HIT (PHILIPS)
B217		250W	Fc2	HST-DE
B413		70W	Rx7s	HIT-DE HST-DE
B414		70W	E27	HST
B420		140W	PGZ12	HST (CPO-TW)
B415		150W	Rx7s	HIT-DE HST-DE
B416		250W	G12	HIT (CDM-T)
B425		70W	Rx7s	HIT-DE HST-DE
B426		70W	E27	HST


<b>Lavinia</b>		B432	140W	PGZ12	HST (CPO-TW)
		B427	150W	Rx7s	HIT-DE HST-DE
		B428	250W	G12	HIT (CDM-T)
		B411	100W	E40	HST HIT (CDO-TT)
		B412	150W	E40	HST HIT (CDO-TT)
		BD87	39x1W		LED Cool White
		BD88	59x1W		LED Cool White
		BD89	39x1W		LED Cool White
		BD90	59x1W		LED Cool White
		BF04	39x1W		LED Neutral White
		BF05	59x1W		LED Neutral White
		BF07	84x1W		LED Cool White
		BF08	98x1W		LED Cool White
		BF09	84x1W		LED Cool White
		BF10	98x1W		LED Cool White
		BF15	84x1W		LED Neutral White
		BF16	98x1W		LED Neutral White
		BF62	39x1W		LED Neutral White
		BF63	59x1W		LED Neutral White
		BF65	84x1W		LED Cool White
		BF66	98x1W		LED Cool White
		BF67	84x1W		LED Cool White
		BF68	98x1W		LED Cool White
		BF73	84x1W		LED Neutral White
		BF74	98x1W		LED Neutral White
		BF53	39x1W		LED Cool White
		BF54	59x1W		LED Cool White
BF55	6x1W		LED Cool White		
BF56	59x1W		LED Cool White		
<b>iRoad</b>		B403	70W	Rx7s	HIT-DE HST-DE
		B404	150W	Rx7s	HIT-DE HST-DE
		B406	140W	PGZ12	HST (CPO-TW)
		B405	250W	G12	HIT (CDM-T)
		B407	70W	Rx7s	HIT-DE HST-DE
		B408	150W	Rx7s	HIT-DE HST-DE
		B410	140W	PGZ12	HST (CPO-TW)
		B409	250W	G12	HIT (CDM-T)
<b>iTeka</b>		B789	35W	G12	HIT
		BA04	35W	G8.5	HIT
		B797	35W	G12	HIT
		B798	35W	G8.5	HIT
		B805	35W	G8.5	HIT

		B812 B814 B817 B819 B822 BC35 BC37 BC39 BC41	2x35W 35W 35W 2x35W 2X35W 35W 35W 2X35W 2X35W	G8.5 G12 G8.5 G12 G8.5 G12 G8.5 G12 G8.5	HIT HIT HIT HIT HIT HIT HIT HIT HIT
<b>iRoll 65</b>		BA33 BA34 B761 B763 B783 B784 B785 B786 B756 B759 B760 B762 B764 B765 B771 B827	70W 70W 150W 150W 150W 2x70W 2x70W 2x70W 70W 70W 70W 150W 150W 150W 70W 2x70W	G 8.5 G 8.5 G12 G12 G12 G18.5 G18.5 G18.5 G12 G12 G12 G12 G12 G12 G12 G18.5	HIT HIT HIT HIT HIT HIT HIT HIT HIT HIT HIT HIT HIT HIT HIT HIT
<b>iPro</b>		BD52 BD53 BD54 BD55 BD56 BD57 BD58 BD61 BD62 BD59 BD61 BD62 BD52 BD53 BD54	70W 70W 70W 70W 70W 70W 70W 150W 150W 150W 150W 150W 70W 70W 70W	G12 G12 G12 Rx7s G12 G12 G12 G12 Rx7s G12 G12 Rx7s G12 G12 G12	HIT HIT HIT HIT-DE HIT HIT HIT HIT HIT HIT HIT-DE HIT-DE HCI-T HIT CDM-T HCI-T HIT CDM-T HST-DE HIT- DE HCI-T HIT- CDM-T HIT-CDM-T HCI-T HIT- CDM-T

		BD56	70W	G12	HCI-T HIT- CDM-T
		BD57	70W	G12	HIT- CDM-T
		BD58	70W	G12	HIT- CDM-T
		BD55	70W	Rx7s	HIT-DE
		BD40	35W	G8,5	HIT HCI-TC HIT CDM-TC
		BD41	35W	G8,5	HIT HCI-TC HIT CDM-TC
		BD42	35W	G8,5	HIT HCI-TC HIT CDM-TC
		BD43	35W	G8,5	HIT HCI-TC HIT CDM-TC
		BD44	35W	G8,5	HIT HCI-TC HIT CDM-TC
		BD45	35W	G8,5	HIT HCI-TC HIT CDM-TC
		BD32	20W	PGJ5	CDM-tm
		BD33	20W	PGJ5	CDM-tm

Alcuni di tali prodotti, con l'utilizzo di accessori quali alette direzionali, consentono di rientrare nei limiti pur se orientati leggermente rispetto alla verticale.

Riduzione del flusso in misura  $\geq 30\%$  entro le ore 24:00 (DGR n.7/6162 art. 5.d).<sub>2</sub>

Serie		Codice	Potenza	Attacco	Lampada
<b>W-Saving</b>		G880	230W		121-138 mm
		G881	220W		121-138 mm
		G882	230W		139-160 mm
		G883	220W		139-160 mm
		G884	230W		161-194 mm
		G885	220W		161-194 mm


**6. Limiti aree di rispetto per impianti con ottiche interne ed ornamentali:**



Per impianti di illuminazione a prevalente carattere ornamentale con ottica interna massima emissione luminosa consentita:


10 cd/klm a 90°




0 cd/klm a 100° ed oltre (R.A.n.8, art. 6 comma 1, lettera b). Impiego di sorgenti luminose con efficienza  $\geq 90$ lm/W (R.A.n.8, art. 4 comma 1, lettera a).




**Prodotti Fissi**





Serie		Codice	Potenza	Attacco	Lampada
Argo (Tilt = 2°)		7860	150W	E40	HST HIT (CDO-TT)
		7861	250W	E40	HST
		7670	150W	E40	HST HIT (CDO-TT)
		7671	250W	E40	HST
		B161	100W	E40	HST HIT (CDO-TT)
		B162	100W	E40	HST HIT (CDO-TT)
		BC84	140W	PGZ12	CPO-TW
		BC92	140W	PGZ12	CPO-TW
		BC85	150W	Rx7s	HST-DE
		BC88	150W	Rx7s	HST-DE
		BC91	150W	Rx7s	HST-DE HIT-DE
		BC93	150W	Rx7s	HST-DE
		BD01	150W	Rx7s	HST-DE
		BD04	150W	Rx7s	HST-DE
		BC85	150W	Rx7s	HIT-DE
		BD00	150W	Rx7s	HIT-DE
		BD03	150W	Rx7s	HIT-DE
		BC83	100W	E40	HST HIT CDO-TT
		BC86	100W	E40	HST
		BC97	100W	E40	HST HIT CDO-TT
BC90	70W	Rx7s	HST-DE		
BC87	60W	PGZ12	CPO-TW		
BC94	60W	PGZ12	CPO-TW		



<b>Argo</b> ( Tilt = 2°)		BC82	70W	E27	HST HIT CDO-TT
		BC96	70W	E27	HST HIT CDO-TT
		BC89	70W	Rx7s	HIT-DE
		BC90	70W	Rx7s	HIT-DE
		BD86	50W	E27	HST HIT CDO-TT
		BD95	39x1W		LED Cool White
		BD96	59x1W		LED Cool White
		BD97	39x1W		LED Cool White
		BD98	59x1W		LED Cool White
		BF02	39x1W		LED Neutral White
		BF03	59x1W		LED Neutral White
		BF49	39x1W		LED Cool White
		BF50	59x1W		LED Cool White
		BF51	39x1W		LED Cool White
		BF52	59x1W		LED Cool White
		BF60	39x1W		LED Neutral White
		BF61	59x1W		LED Neutral White
		7010	48x1W		LED Cool White
		BF06	48x1W		LED Neutral White
		BF57	48x1W		LED Cool White
BF64	48x		LED Neutral White		
<b>Delo</b> ( Tilt = 2°)		7856	150W	E40	HST HIT (CDO-TT)
		7857	250W	E40	HST
		7661	150W	E40	HST HIT (CDO-TT)
		7662	250W	E40	HST
		B159	100W	E40	HST HIT (CDO-TT)
		B160	100W	E40	HST HIT (CDO-TT)


<b>Delphi</b> ( Tilt = 2°)		BF81	400W	E40	HST
		BF21	315W	PGZ18	CDM-T(Elite)
		BF25	315W	PGZ18	CDM-T(Elite)
		BF20	250W	E40	HST HIT CDO-TT
		BF24	250W	E40	HST
		BC59	140	PGZ12	CPO-TW
		BC67	140W	PGZ12	CPO-TW
		BF77	140W	PGZ12	CPO-TW
		BF80	140W	PGZ12	CPO-TW
		BC60	150W	Rx7s	HST-DE HIT-DE
		BC63	150W	Rx7s	HST-DE
		BC66	150W	Rx7s	HST-DE HIT-DE
		BC68	150W	Rx7s	HST-DE
		BC76	150W	Rx7s	HST-DE
		BC79	150W	Rx7s	HST-DE
		BF19	150W	E40	HST HIT CDO-TT
		BF22	150W	E40	HST
		BF23	150W	E40	HST HIT CDO-TT
		BF26	150W	E40	HST
		BC75	150W	Rx7s	HIT-DE
		BC78	150W	Rx7s	HIT-DE
		BC60	150W	Rx7s	HIT-DE
		BC58	100W	E40	HST HIT CDO-TT
		BC61	100W	E40	HST
		BC72	100W	E40	HST HIT CDO-TT
		BC65	70W	Rx7s	HST-DE
		BC62	60W	PGZ12	CPO-TW
		BC69	60W	PGZ12	CPO-TW

<b>Delphi</b> ( Tilt = 2°) 	BC57	70W	E27	HST HIT CDO-TT
	BC71	70W	E27	HST HIT CDO-TT
	BC64	70W	Rx7s	HIT-DE
	BC65	70W	Rx7s	HIT-DE
	BC56	35W	G12	HCI-T HIT CDM-T
	BD91	39x1W		LED Cool White
	BD92	59x1W		LED Cool White
	BD93	39x1W		LED Cool White
	BD94	59x1W		LED Cool White
	BF00	39x1W		LED Neutral White
	BF01	59x1W		LED Neutral White
	BF11	84x1W		LED Cool White
	BF12	98x1W		LED Cool White
	BF13	84x1W		LED Cool White
	BF14	98x1W		LED Cool White
	BF17	84x1W		LED Neutral White
	BF18	98x1W		LED Neutral White
	BF45	39x1W		LED Cool White
	BF46	59x1W		LED Cool White
	BF47	39x1W		LED Cool White
	BF48	59x1W		LED Cool White
	BF58	39x1W		LED Neutral White
	BF59	59x1W		LED Neutral White
	BF69	84x1W		LED Cool White
	BF70	98x1W		LED Cool White
	BF71	84x1W		LED Cool White
	BF75	84x1W		LED Neutral White
BF76	98x1W		LED Neutral White	
BF72	98x1W		LED Cool White	
<b>Flaminia A</b> 	B051	70W	Rx7s	HIT-DE HST-DE
	B052	70W	Rx7s	HIT-DE HST-DE
	B053	70W	Rx7s	HIT-DE HST-DE
	B054	150W	Rx7s	HIT-DE HST-DE
	B055	150W	Rx7s	HIT-DE HST-DE
	B056	150W	Rx7s	HIT-DE HST-DE
<b>Salaria</b> 	B261	70W	E27	HST HIT (CDO-TT)
	B262	100W	E40	HST HIT (CDO-TT)
	B263	150W	E40	HST




		B208	70W	E27	HIT (CDO-TT) HST CDO-TT
		B209	100W	E40	HST CDO-TT
		B210	150W	E40	HST CDO-TT
<b>iWay</b>		B633	35W	G12	HIT
		B636	35W	G12	HIT
		B634	35W	G12	HIT
		B637	35W	G12	HIT
		B638	70W	G12	HIT
		B641	35W	G12	HIT
		B644	35W	G12	HIT
		B642	35W	G12	HIT
		B645	35W	G12	HIT
		B646	70W	G12	HIT
<b>Sistema Cut-Off</b>		BD85	50W	E27	HST HIT(CDO-TT)
		BC57	70W	E27	HST HIT(CDO-TT)
		BC58	100W	E40	HST HIT(CDO-TT)
		BC60	150W	Rx7s	HIT-DE HST-DE
		BC61	100W	E40	HST (Bi-Energy)
		BC63	150W	Rx7s	HST-DE (Bi-Energy)
		BC59	140W	PGZ12	CPO-TW
		BC62	60W	PGZ12	CPO-TW
		BC64	70W	Rx7s	HIT-DE HST-DE
		BC65	70W	Rx7s	HIT-DE HST-DE
		BC66	150W	Rx7s	HIT-DE HST-DE
		BC68	150W	Rx7s	HST-DE (Bi-Energy)
		BC67	140W	PGZ12	CPO-TW
		BC69	60W	PGZ12	CPO-TW
		BD86	50W	E27	HST HIT(CDO-TT)
		BC82	70W	E27	HST HIT(CDO-TT)



Sistema Cut-Off		BC83	100W	E40	HST HIT(CDO-TT)
		BC85	150W	Rx7s	HIT-DE HST-DE
		BD86	100W	E40	HST (Bi-Energy)
		BC88	150W	Rx7s	HST-DE (Bi-Energy)
		BC84	140W	PGZ12	CPO-TW
		BC87	60W	PGZ12	CPO-TW
		BC89	70W	Rx7s	HIT-DE HST-DE
		BC90	70W	Rx7s	HIT-DE HST-DE
		BC91	150W	Rx7s	HIT-DE HST-DE
		BC93	150W	Rx7s	HST-DE (Bi-Energy)
		BC92	140W	PGZ12	CPO-TW
		BC94	60W	PGZ12	CPO-TW
		Nuvola Speciale		Su richiesta	Su richiesta
Radius		7366	70W	Rx7s	HIT-DE HST-DE
		7368	70W	Rx7s	HIT-DE HST-DE
Archilede LED		BD99	39x1W		LED Cool White
		BD06	39x1W		LED Cool White
		BE00	59x1W		LED Cool White
		BD07	59x1W		LED Cool White
		BE01	84x1W		LED Cool White
		BD08	84x1W		LED Cool White
		BD06	39x1W		LED Cool White
		BD07	59x1W		LED Cool White
		BD08	84x1W		LED Cool White
		BD99	39x1W		LED Cool White
		BE00	59x1W		LED Cool White
		BE01	84x1W		LED Cool White
		BE88	55x1W		LED Cool White
		BE89	81x1W		LED Cool White
		BE90	98x1W		LED Cool White
		BE91	55x1W		LED Cool White
		BE92	81x1W		LED Cool White
		BE93	98x1W		LED Cool White
BE94	391x1W		LED Neutral White		
BE95	59x1W		LED Neutral White		
BE96	84x1W		LED Neutral White		
BE97	55x1W		LED Neutral White		





		BE98 BE99 BF27 BF28 BF29 BF30 BF31 BF32 BF33 BF34 BF35 BF36 BF37 BF38 BF39 BF40 BF41 BF42 BF43 BF44	81x1W 98x1W 39x1W 59x1W 84x1W 39x1W 59x1W 84x1W 55x1W 81x1W 98x1W 55x1W 81x1W 98x1W 39x1W 59x1W 84x1W 55x1W 81x1W 98x1W		LED Neutral White LED Neutral White LED Cool White LED Cool White LED Cool White LED Cool White LED Cool White LED Cool White LED Cool White LED Cool White LED Cool White LED Cool White LED Cool White LED Cool White LED Neutral White LED Neutral White LED Neutral White LED Neutral White LED Neutral White LED Neutral White
<b>iRound</b>		BE59  BE58  BE56  BE57  BE56  BE64  BE63  BE50  BE67	150W  150W  70W  70W  70W  70W  35W  35W  26W	G12  G12  G12  G12  G12  G12  GX10  GX24q-3	HCI-T HIT CDM-T  HIT CDM-T  HCI-T  HCI-T HIT CDM-T  HIT CDM-T  HIT CDM-T  HCI-T  HI-PAR 51  TC-TEL
<b>Crown</b>		BG54  BG55  BG56  BG57  BG58  BG59  BG60  BG65	50W  70W  100W  150W  250W  60W  90W  70W	E27  E27  E40  E40  E40  PGZ12  PGZ12  Rx7s	HST HIT-CE  HST HIT-CE  HST HIT-CE  HST HIT-CE  HST HIT-CE  CPO-TW  CPO-TW  HST-DE



		BG66	150W	Rx7s	HIT-DE HIT-DE-CE  HST-DE HIT-DE HIT-DE-CE
		BG67	250W	G12	HIT-CE
		BG68	250W	E40	HST HIT-CE
		BG69	60W	PGZ12	CPO-TW
		BG70	90W	PGZ12	CPO-TW
		BG71	70W	G12	HIT-CE
		BG72	100W	G12	HIT-CE
		BG73	150W	G12	HIT-CE
		BG74	250W	G12	HIT-CE
		BG75	250W	E40	HST HIT-CE
		BG76	70W	E27	HST HIT-CE
		BG77	150W	E40	HSE HIE-CE
		BG78	60W	PGZ12	CPO-TW
		BG79	90W	PGZ12	CPO-TW
		BG95	100W		LED Neutral White
		BG61	50W		LED Neutral White
		BG62	70W		LED Neutral White
		BG63	101W		LED Neutral White
		BG64	105W		LED Neutral White
		BG80	56W		LED Fortimo 4000K
		BG81	59W		LED Fortimo 4000K
<b>Street</b>		BG82	50W	E27	HST HIT-CE
		BG83	70W	E27	HST HIT-CE
		BG84	100W	E40	HST HIT-CE
		BG85	150W	E40	HST HIT-CE
		BG86	60W	PGZ12	CPO-TW
		BG87	90W	PGZ12	CPO-TW
		BG88	140W	PGZ12	CPO-TW
		BG93	100W	E40	HST-CE
		BG94	150W	E40	HST-CE



Prodotti orientabili - Per orientamenti di 0° rispetto alla verticale - verso il basso:

Serie		Codice	Potenza	Attacco	Lampada
Platea		7376	2x26W	Gx24d-3	TC-T
		7377	70W	Rx7s	HIT-DE HST-DE
		7378	150W	Rx7s	HIT-DE HST-DE
		7395	250W	Fc2	HIT-DE
		7379	70W	Rx7s	HIT-DE HST-DE
		7394	250W	Fc2	HIT-DE
		7380	150W	Rx7s	HIT-DE HST-DE
		7444	70W	G12	HIT
		7445	150W	G12	HIT
		7698	70W	Rx7s	HIT-DE HST-DE
		7699	150W	Rx7s	HIT-DE HST-DE
		7499	250W	G12	HIT(CDM-T)
		7387	70W	G12	HIT
		7388	150W	G12	HIT
		7396	70W	Rx7s	HIT-DE
		7397	150W	Rx7s	HIT-DE
7399	150W	G12	HIT		
Lingotto		7019	250W	Fc2	HST-DE
		7029	250W	Fc2	HST-DE
		7017	150W	Rx7s	HST-DE
		7027	150W	Rx7s	HST-DE
		7012	150W	Rx7s	HST-DE
Linealuce		7862	14W	G5	T16
		7863	21W	G5	T16
		7864	28W	G5	T16
		7865	35W	G5	T16
		B857	21W	G5	T16
		B858	28W	G5	T16
		B859	35W	G5	T16
		B861	21W	G5	T16
		B862	28W	G5	T16
		B863	35W	G5	T16
		B865	21W	G5	T16
		B866	28W	G5	T16
		B867	35W	G5	T16

Woody a Scarica		7593	70W	G12	HIT
		7594	70W	G12	HIT
Maxiwoody		5614	70W	G12	CDM-T
		5615	70W	G12	CDM-T
		5616	60W	PGZ12	CPO-TW
		5617	60W	PGZ12	CPO-TW
		5618	150W	G12	CDM-T
		5619	150W	G12	CDM-T
		5620	140W	PGZ12	CPO-TW
		5621	140W	PGZ12	CPO-TW
		5650	70W	G12	HIT (CDM-T)
		5651	70W	G12	HIT (CDM-T)
		5653	70W	E27	HST
		5684	70W	Rx7s	HIT-DE HST-DE
		5658	150W	G12	HIT (CDM-T)
		5659	150W	G12	HIT (CDM-T)
		5666	150W	Rx7s	HIT-DE HST-DE
		5669	250W	E40	HSE
		5670	250W	E40	HST
		5672	400W	E40	HST
		5674	400W	E40	HSE
		5675	70W	G12	HIT (CDM-T)
		5676	70W	G12	HIT (CDM-T)
		5678	70W	E27	HST
		5685	70W	Rx7s	HIT-DE HST-DE
		5680	150W	G12	HIT (CDM-T)
		5681	150W	G12	HIT (CDM-T)
		5683	150W	Rx7s	HST-DE
		5614	70W	G12	CDM-T

<b>Maxiwoody</b>		5615	70W	G12	CDM-T
		5617	60W	PGZ12	CPO-TW
		5618	150W	G12	CDM-T
		5619	150W	G12	CDM-T
		5620	140W	PGZ12	CPO-TW
		5621	140W	PGZ12	CPO-TW
		5622	250W	G12	CDM-T
		5623	250W	G12	CDM-T
		5624	250W	G12	CDM-T
<b>Maxiwoody Compact</b>		6140	70W	G12	HCI-T HIT CDM-T
		6141	70W	G12	HCI-T HIT CDM-T
		6143	70W	G12	HCI-T HIT CDM-T
		6142	70W	G12	HIT CDM-T
		6139	35W	G12	HCI-T HIT CDM-T
		6138	35W	G12	HIT CDM-T
		B150	24x1W		LED Cool White
		B151	24x1W		LED Warm White
<b>Multiwoody</b>		5650	70W	G12	HIT (CDM-T)
		5651	70W	G12	HIT (CDM-T)
		5653	70W	E27	HST
		5684	70W	Rx7s	HIT-DE HST-DE
		5658	150W	G12	HIT (CDM-T)
		5659	150W	G12	HIT (CDM-T)
<b>Citywoody</b>		5675	70W	G12	HIT (CDM-T)
		5676	70W	G12	HIT (CDM-T)
		5678	70W	E27	HST
		5685	70W	Rx7s	HIT-DE HST-DE
		5680	150W	G12	HIT (CDM-T)

		5681	150W	G12	HIT (CDM-T)
		5683	150W	Rx7s	HIT-DE HST-DE
<b>Frameworkoody</b>		5650	70W	G12	HIT (CDM-T)
		5651	70W	G12	HIT (CDM-T)
		5653	70W	E27	HST
		5684	70W	Rx7s	HIT-DE HST-DE
		5675	70W	G12	HIT (CDM-T)
		5676	70W	G12	HIT (CDM-T)
		5678	70W	E27	HST
		5685	70W	Rx7s	HIT-DE HST-DE
		5658	150W	G12	HIT (CDM-T)
		5659	150W	G12	HIT (CDM-T)
		5666	150W	Rx7s	HIT-DE HST-DE
		5680 5681	150W 150W	G12 G12	HIT (CDM-T) HIT (CDM-T)
		5683	150W	Rx7s	HIT-DE HST-DE
		<b>Lavinia</b>		BD87	39x1W
BD89	39x1W				LED Cool White
BD88	59x1W				LED Cool White
BD90	59x1W				LED Cool White
B214	250W			E40	HST
B215	400W			E40	HIT (PHILIPS)
B217	250W			Fc2	HST-DE
B413	70W			Rx7s	HIT-DE HST-DE
B414	70W			E27	HST
B420	140W			PGZ12	HST (CPO-TW)
B415	150W			Rx7s	HIT-DE HST-DE
B416	250W			G12	HIT (CDM-T)


Lavinia		B425	70W	Rx7s	HIT-DE HST-DE
		B426	70W	E27	HST
		B432	140W	PGZ12	HST (CPO-TW)
		B427	150W	Rx7s	HIT-DE HST-DE
		B428	250W	G12	HIT (CDM-T)
		B411	100W	E40	HST HIT (CDO-TT)
		B412	150W	E40	HST HIT (CDO-TT)
		BD87	39x1W		LED Cool White
		BD88	59x1W		LED Cool White
		BD89	39x1W		LED Cool White
		BD90	59x1W		LED Cool White
		BF04	39x1W		LED Neutral White
		BF05	59x1W		LED Neutral White
		BF07	84x1W		LED Cool White
		BF08	98x1W		LED Cool White
		BF09	84x1W		LED Cool White
		BF10	98x1W		LED Cool White
		BF15	84x1W		LED Neutral White
		BF16	98x1W		LED Neutral White
		BF62	39x1W		LED Neutral White
		BF63	59x1W		LED Neutral White
		BF65	84x1W		LED Cool White
		BF66	98x1W		LED Cool White
		BF67	84x1W		LED Cool White
		BF68	98x1W		LED Cool White
		BF73	84x1W		LED Neutral White
		BF74	98x1W		LED Neutral White
BF53	39x1W		LED Cool White		
BF54	59x1W		LED Cool White		
BF55	6x1W		LED Cool White		
BF56	59x1W		LED Cool White		
iRoad		B403	70W	Rx7s	HIT-DE HST-DE
		B404	150W	Rx7s	HIT-DE HST-DE
		B406	140W	PGZ12	HST (CPO-TW)
		B405	250W	G12	HIT (CDM-T)
		B407	70W	Rx7s	HIT-DE HST-DE
		B408	150W	Rx7s	HIT-DE HST-DE
		B410	140W	PGZ12	HST (CPO-TW)
		B409	250W	G12	HIT (CDM-T)



		BD53	70W	G12	HIT-CDM-T
		BD54	70W	G12	HCI-T HIT- CDM-T
		BD56	70W	G12	HCI-T HIT- CDM-T
		BD57	70W	G12	HIT- CDM-T
		BD58	70W	G12	HIT- CDM-T
		BD55	70W	Rx7s	HIT-DE
		BD40	35W	G8,5	HIT HCI-TC HIT CDM-TC
		BD41	35W	G8,5	HIT HCI-TC HIT CDM-TC
		BD42	35W	G8,5	HIT HCI-TC HIT CDM-TC
		BD43	35W	G8,5	HIT HCI-TC HIT CDM-TC
		BD44	35W	G8,5	HIT HCI-TC HIT CDM-TC
		BD45	35W	G8,5	HIT HCI-TC HIT CDM-TC
		BD32	20W	PGJ5	CDM-tm
		BD33	20W	PGJ5	CDM-tm

Alcuni di tali prodotti, con l'utilizzo di accessori quali alette direzionali, consentono di rientrare nei limiti pur se orientati leggermente rispetto alla verticale.

Riduzione del flusso in misura  $\geq 30\%$  entro le ore 24:00 (DGR n.7/6162 art. 5.d).<sub>2</sub>

Serie		Codice	Potenza	Attacco	Lampada
<b>W-Saving</b>		G880	230W		121-138 mm
		G881	220W		121-138 mm
		G882	230W		139-160 mm
		G883	220W		139-160 mm
		G884	230W		161-194 mm
		G885	220W		161-194 mm

**7. Limiti aree di rispetto per impianti con ottiche aperte ed ornamentali:**



Per impianti di illuminazione con ottica aperta e ornamentale massima emissione luminosa consentita:


25 cd/klm a 90°

5 cd/klm a 100° ed oltre


0 cd/klm a 110° ed oltre (R.A.n.8, art. 6 comma 1, lettera c).


Impiego di sorgenti luminose con efficienza  $\geq 90\text{lm/W}$ . (R.A.n.8, art. 4 comma 1, lettera a)






Serie		Codice	Potenza	Attacco	Lampada
Flaminia A		B047	70W	Rx7s	HIT-DE HST-DE
		B050	150W	Rx7s	HIT-DE HST-DE
		B062	150W	Rx7s	HIT-DE HST-DE
Archilede LED		BD06	39x1W		LED Cool White
		BD07	59x1W		LED Cool White
		BD08	84x1W		LED Cool White
		BD99	39x1W		LED Cool White
		BE00	59x1W		LED Cool White
		BE01	84x1W		LED Cool White
		BE88	55x1W		LED Cool White
		BE89	81x1W		LED Cool White
		BE90	98x1W		LED Cool White
		BE91	55x1W		LED Cool White
		BE92	81x1W		LED Cool White
		BE93	98x1W		LED Cool White
		BE94	391x1W		LED Neutral White
		BE95	59x1W		LED Neutral White
		BE96	84x1W		LED Neutral White
		BE97	55x1W		LED Neutral White
		BE98	81x1W		LED Neutral White
		BE99	98x1W		LED Neutral White
		BF27	39x1W		LED Cool White
		BF28	59x1W		LED Cool White
		BF29	84x1W		LED Cool White
BF30	39x1W		LED Cool White		
BF31	59x1W		LED Cool White		



		BF32	384x1W		LED Cool White
		BF33	55x1W		LED Cool White
		BF34	81x1W		LED Cool White
		BF35	98x1W		LED Cool White
		BF36	55x1W		LED Cool White
		BF37	81x1W		LED Cool White
		BF38	98x1W		LED Cool White
		BF39	39x1W		LED Neutral White
		BF40	59x1W		LED Neutral White
		BF41	84x1W		LED Neutral White
		BF42	55x1W		LED Neutral White
		BF43	81x1W		LED Neutral White
		BF44	98x1W		LED Neutral White
<b>Argo</b>		BC84	140W	PGZ12	CPO-TW
		BC92	140W	PGZ12	CPO-TW
		BC85	150W	Rx7s	HST-DE
		BC88	150W	Rx7s	HST-DE
		BC91	150W	Rx7s	HST-DE HIT-DE
		BC93	150W	Rx7s	HST-DE
		BD01	150W	Rx7s	HST-DE
		BD04	150W	Rx7s	HST-DE
		BC85	150W	Rx7s	HIT-DE
		BD00	150W	Rx7s	HIT-DE
		BD03	150W	Rx7s	HIT-DE
		BC83	100W	E40	HST HIT CDO-TT
		BC86	100W	E40	HST
		BC97	100W	E40	HST HIT CDO-TT
		BC90	70W	Rx7s	HST-DE



		BC87	60W	PGZ12	CPO-TW
		BC94	60W	PGZ12	CPO-TW
		BC82	70W	E27	HST HIT CDO-TT
		BC96	70W	E27	HST HIT CDO-TT
		BC89	70W	Rx7s	HIT-DE
		BC90	70W	Rx7s	HIT-DE
		BD86	50W	E27	HST HIT CDO-TT
		BC95	33W	E27	TC-TSE
		BD95	39x1W		LED Cool White
		BD96	59x1W		LED Cool White
		BD97	39x1W		LED Cool White
		BD98	59x1W		LED Cool White
		BF02	39x1W		LED Neutral White
		BF03	59x1W		LED Neutral White
		BF49	39x1W		LED Cool White
		BF50	59x1W		LED Cool White
		BF51	39x1W		LED Cool White
		BF52	59x1W		LED Cool White
		BF60	39x1W		LED Neutral White
		BF61	59x1W		LED Neutral White
		7010	48x1W		LED Cool White
		BF06	48x1W		LED Neutral White
		BF57	48x1W		LED Cool White
		BF64	48x1W		LED Neutral White



Delphi		BF81	400W	E40	HST
		BF21	315W	PGZ18	CDM-T(Elite)
		BF25	315W	PGZ18	CDM-T(Elite)
		BF20	250W	E40	HST HIT CDO-TT
		BF24	250W	E40	HST
		BC59	140	PGZ12	CPO-TW
		BC67	140W	PGZ12	CPO-TW
		BF77	140W	PGZ12	CPO-TW
		BF80	140W	PGZ12	CPO-TW
		BC60	150W	Rx7s	HST-DE HIT-DE
		BC63	150W	Rx7s	HST-DE
		BC66	150W	Rx7s	HST-DE HIT-DE
		BC68	150W	Rx7s	HST-DE
		BC76	150W	Rx7s	HST-DE
		BC79	150W	Rx7s	HST-DE
		BF19	150W	E40	HST HIT CDO-TT
		BF22	150W	E40	HST
		BF23	150W	E40	HST HIT CDO-TT
		BF26	150W	E40	HST
		BC75	150W	Rx7s	HIT-DE
		BC78	150W	Rx7s	HIT-DE
		BC60	150W	Rx7s	HIT-DE
		BC58	100W	E40	HST HIT CDO-TT
		BC61	100W	E40	HST
		BC72	100W	E40	HST HIT CDO-TT
		BC65	70W	Rx7s	HST-DE HIT-DE
		BC62	60W	PGZ12	CPO-TW

Delphi		BC69	60W	PGZ12	CPO-TW
		BC57	70W	E27	HST HIT CDO-TT
		BC71	70W	E27	HST HIT CDO-TT
		BC64	70W	Rx7s	HIT-DE
		BC56	35W	G12	HCI-T HIT CDM-T
		BC70	33W	E27	TC-TSE
		BD91	39x1W		LED Cool White
		BD92	59x1W		LED Cool White
		BD93	39x1W		LED Cool White
		BD94	59x1W		LED Cool White
		BF00	39x1W		LED Neutral White
		BF01	59x1W		LED Neutral White
		BF11	84x1W		LED Cool White
		BF12	98x1W		LED Cool White
		BF13	84x1W		LED Cool White
		BF14	98x1W		LED Cool White
		BF17	84x1W		LED Neutral White
		BF18	98x1W		LED Neutral White
		BF45	39x1W		LED Cool White
		BF46	59x1W		LED Cool White
		BF47	39x1W		LED Cool White
		BF48	59x1W		LED Cool White
		BF58	39x1W		LED Neutral White
		BF59	59x1W		LED Neutral White
		BF69	84x1W		LED Cool White
		BF70	98x1W		LED Cool White
		BF71	84x1W		LED Cool White
		BF75	84x1W		LED Neutral White
		BF76	98x1W		LED Neutral White
		BF72	98x1W		LED Cool White

<b>Lineluca LED</b>		BD65	28x1W		LED Neutral White
		BD66	28x1W		LED Warm White
		BD69	28x1W		LED Neutral White
		BD70	28x1W		LED Warm White
<b>Light Up</b>		7199	20W	G12	HIT CMH-T
		BF84	20W	PGJ5	CDM-tm
		BF85	20W	PGJ5	CDM-tm
		BF86	20W	PGJ5	CDM-tm
		BF87	20W	PGJ5	CDM-tm
		BF92	35W	PGJ5	CDM-tm
		BF93	35W	PGJ5	CDM-tm
		BF88	20W	PGJ5	CDM-tm
		BF89	35W	PGJ5	CDM-tm
		7111	3x1W		LED Neutral White
		7112	3x1W		LED Warm White
		7196	3x1W		LED Neutral White
		BD24	3x1W		LED Neutral White
		BD25	3x1W		LED Warm White
<b>Pixy LED</b>		BF94	3x1W		LED Neutral White
		BF95	3x1W		LED Warm White
		BF98	3x1W		LED Neutral White
		BF99	3x1W		LED Warm White
		BF96	3x1W		LED Neutral White
		BF97	3x1W		LED Warm White
<b>Miniwalky</b>		BG00	7x1W		LED Neutral White
		BG01	7x1W		LED Warm White
		BG02	7x1W		LED Neutral White
		BG03	7x1W		LED Warm White
<b>iRound</b>		BE59	150W	G12	HCI-T HIT CDM-T
		BE58	150W	G12	HIT CDM-T
		BE56	70W	G12	HCI-T
		BE57	70W	G12	HCI-T HIT CDM-T


		BE56	70W	G12	HIT CDM-T
		BE64	70W	G12	HIT CDM-T
		BE63	35W	G12	HCI-T
		BE67	32W	GX24q-3	TC-TEL
		BE67	26W	GX24q-3	TC-TEL
		BE60	17W	GX24q-1	PL-R
		BE52	6x1W		LED Neutral White
		BE53	6x1W		LED Warm White
		BE54	6x1W		LED Neutral White
		BE55	6x1W		LED Warm White
<b>Laser</b>		BD30	70W	Rx7s	HST-DE HIT-DE
		BD27	70W	G12	HIT CDM-T
		BD28	70W	E27	HST HIT CDO-TT
		BD26	35W	G12	HIT CDM-T
		BD31	20W	G12	HIT CDM-T
		BD29	14/17W	GR14q-1	PL-R
<b>iPro</b>		BD59	150W	G12	HCI-T HIT CDM-T
		BD61	150W	G12	HCI-T HIT CDM-T
		BD62	150W	Rx7s	HST-DE HIT- DE
		BD52	70W	G12	HCI-T HIT- CDM-T
		BD53	70W	G12	HIT-CDM-T
		BD54	70W	G12	HCI-T HIT- CDM-T
		BD56	70W	G12	HCI-T HIT- CDM-T
		BD57	70W	G12	HIT- CDM-T
		BD58	70W	G12	HIT- CDM-T
		BD55	70W	Rx7s	HIT-DE

<b>iPro</b>		BD40	35W	G8,5	HIT HCI-TC HIT CDM-TC
		BD41	35W	G8,5	HIT HCI-TC HIT CDM-TC
		BD42	35W	G8,5	HIT HCI-TC HIT CDM-TC
		BD43	35W	G8,5	HIT HCI-TC HIT CDM-TC
		BD44	35W	G8,5	HIT HCI-TC HIT CDM-TC
		BD45	35W	G8,5	HIT HCI-TC HIT CDM-TC
		BD32	20W	PGJ5	CDM-tm
		BD33	20W	PGJ5	CDM-tm
		BD34	9x1W		LED Neutral White
		BD35	9x1W		LED Warm White
		BD36	9x1W		LED Neutral White
		BD37	9x1W		LED Warm White
		BD46	16x1W		LED Neutral White
		BD47	16x1W		LED Warm White
		BD48	16x1W		LED Neutral White
BD49	16x1W		LED Warm White		
<b>Maxiwoody Compact</b>		6140	70W	G12	HCI-T HIT CDM-T
		6141	70W	G12	HCI-T HIT CDM-T
		6143	70W	G12	HCI-T HIT CDM-T
		6142	70W	G12	HIT CDM-T
		6139	35W	G12	HCI-T HIT CDM-T
		6138	35W	G12	HIT CDM-T
		6145	42/32/26W	GX24q-4/3	TC-TEL
		6144	17W	GX24q-1	TC-TEL
		6146	24x1W		LED Neutral White
		6147	24x1W		LED Warm White
		6148	24x1W		LED Neutral White
		6149	24x1W		LED Warm White
		B150	24x1W		LED Cool White
B151	24x1W		LED Warm White		

<b>Lavinia</b>		BD87 BD88 BD89 BD90 BF04 BF05 BF07 BF08 BF09 BF10 BF15 BF16 BF62 BF63 BF65 BF66 BF67 BF68 BF73 BF74 BF53 BF54 BF55 BF56	39x1W 59x1W 39x1W 59x1W 39x1W 59x1W 84x1W 98x1W 84x1W 98x1W 84x1W 98x1W 84x1W 98x1W 39x1W 59x1W 84x1W 98x1W 84x1W 98x1W 84x1W 98x1W 39x1W 59x1W 6x1W 59x1W		LED Cool White LED Cool White LED Cool White LED Cool White LED Neutral White LED Neutral White LED Cool White LED Cool White LED Cool White LED Cool White LED Neutral White LED Neutral White LED Neutral White LED Neutral White LED Cool White LED Cool White LED Cool White LED Cool White LED Cool White LED Neutral White LED Neutral White LED Cool White LED Cool White LED Cool White LED Cool White
<b>Crown</b>		BG54  BG55  BG56  BG57  BG58  BG59 BG60 BG65  BG66  BG67 BG68  BG69 BG70  BG71	50W  70W  100W  150W  250W  60W 90W 70W  150W  250W 250W  60W 90W  70W	E27  E27  E40  E40  E40  PGZ12 PGZ12 Rx7s  Rx7s  G12 E40  PGZ12 PGZ12  G12	HST HIT-CE  HST HIT-CE  HST HIT-CE  HST HIT-CE  CPO-TW CPO-TW HST-DE HIT-DE HIT-DE-CE  HST-DE HIT-DE HIT-DE-CE  HIT-CE HST HIT-CE  CPO-TW CPO-TW  HIT-CE

	BG73	150W 250W	G12	HIT-CE
	BG74	250W	G12	HIT-CE
	BG75	70W	E40	HST HIT-CE
	BG76	150W	E27	HST HIT-CE
	BG77	60W 90W	E40	HSE HIE-CE
	BG78	90W	PGZ12	CPO-TW
	BG79	100W	PGZ12	CPO-TW
	BG95	50W		LED Neutral White
	BG61	70W		LED Neutral White
	BG62	101W		LED Neutral White
	BG63	105W		LED Neutral White
	BG64	56W		LED Fortimo 4000K
	BG80	59W		LED Fortimo 4000K
	BG81			LED Fortimo 4000K

Riduzione del flusso in misura  $\geq 30\%$  entro le ore 24:00 (DGR n.7/6162 art. 5.d).<sub>2</sub>

Serie		Codice	Potenza	Attacco	Lampada
W-Saving		G880	230W		121-138 mm
		G881	220W		121-138 mm
		G882	230W		139-160 mm
		G883	220W		139-160 mm
		G884	230W		161-194 mm
		G885	220W		161-194 mm




### 8. Limiti aree di rispetto per proiettori e torrifaro


Per impianti di illuminazione con inpiego di fari **simmetrici** massima emissione luminosa consentita:  
10 cd/klm a 90°


0 cd/klm a 100 ° ed oltre (R.A.n.8, art. 2 comma 1, lettera d).




Per impianti di illuminazione con inpiego di fari **asimmetrici** massima emissione luminosa consentita:  
0 cd/klm a 100 ° ed oltre (R.A.n.8, art. 2 comma 1, lettera d).





Impiego di sorgenti luminose con efficienza  $\geq 90\text{lm/W}$  (art. 4 comma 1, lettera a).





Serie		Codice	Potenza	Attacco	Lampada
<b>Lingotto</b>		7019	250W	Fc2	HST-DE
		7029	250W	Fc2	HST-DE
		7017	150W	Rx7s	HST-DE
		7027	150W	Rx7s	HST-DE
		7012	150W	Rx7s	HST-DE
<b>Platea</b>		7377	70W	Rx7s	HIT-DE HST-DE
		7378	150W	Rx7s	HIT-DE HST-DE
		7379	70W	Rx7s	HIT-DE HST-DE
		7380	150W	Rx7s	HIT-DE HST-DE
		7387	70W	G12	HIT
		7388	150W	G12	HIT
		7396	70W	Rx7s	HIT-DE
		7397	150W	Rx7s	HIT-DE
		7399	150W	G12	HIT
		7444	70W	G12	HIT
		7445	150W	G12	HIT
		7698	70W	Rx7s	HIT-DE HST-DE
		7699	150W	Rx7s	HIT-DE HST-DE
		769	250W	G12	CDM-T
<b>Argo</b>		BC84	140W	PGZ12	CPO-TW
		BC92	140W	PGZ12	CPO-TW
		BC88	150W	Rx7s	HST-DE
		BC93	150W	Rx7s	HST-DE



		BD01	150W	Rx7s	HST-DE
		BD04	150W	Rx7s	HST-DE
		BC85	150W	Rx7s	HIT-DE
		BC87	60W	PGZ12	CPO-TW
		BC94	60W	PGZ12	CPO-TW
		BC82	70W	E27	HST HIT CDO-TT
		BC96	70W	E27	HST HIT CDO-TT
		BC90	70W	Rx7s	HIT-DE
		BD86	50W	E27	HST HIT CDO-TT
		BD95	39x1W		LED Cool White
		BD96	59x1W		LED Cool White
		BD97	39x1W		LED Cool White
		BD98	59x1W		LED Cool White
		BF02	39x1W		LED Neutral White
		BF03	59x1W		LED Neutral White
		BF49	39x1W		LED Cool White
		BF50	59x1W		LED Cool White
		BF51	39x1W		LED Cool White
		BF52	59x1W		LED Cool White
		BF60	39x1W		LED Neutral White
		BF61	59x1W		LED Neutral White
		7010	48x1W		LED Cool White
		BF06	48x1W		LED Neutral White
		BF57	48x1W		LED Cool White
		BF64	48x1W		LED Neutral White
<b>Delphi</b>		BF81	400W	E40	HST
		BF21	315W	PGZ18	CDM-T(Elite)
		BF25	315W	PGZ18	CDM-T(Elite)
		BF20	250W	E40	HST HIT CDO-TT
		BF24	250W	E40	HST
		BC59	140W	PGZ12	CPO-TW
		BC67	140W	PGZ12	CPO-TW
		BF77	140W	PGZ12	CPO-TW
		BF80	140W	PGZ12	CPO-TW
		BC63	150W	Rx7s	HST-DE
		BC68	150W	Rx7s	HST-DE
		BC76	150W	Rx7s	HST-DE



		BC79	150W	Rx7s	HST-DE
		BF19	150W	E40	HST HIT CDO-TT
		BF22	150W	E40	HST
		BF23	150W	E40	HST HIT CDO-TT
		BF26	150W	E40	HST
		BC61	100W	E40	HST
		BC65	70W	Rx7s	HST-DE
		BC62	60W	PGZ12	CP0-TW
		BC69	60W	PGZ12	CP0-TW
		BC57	70W	E27	HST HIT CDO-TT
		BC71	70W	E27	HST HIT CDO-TT
		BC56	35W	G12	HCI-T HIT CDM-T
		BD91	39x1W		LED Cool White
		BD92	59x1W		LED Cool White
		BD93	39x1W		LED Cool White
		BD94	59x1W		LED Cool White
		BF00	39x1W		LED Neutral White
		BF01	59x1W		LED Neutral White
		BF11	84x1W		LED Cool White
		BF12	98x1W		LED Cool White
		BF13	84x1W		LED Cool White
		BF14	98x1W		LED Cool White
		BF17	84x1W		LED Neutral White
		BF18	98x1W		LED Neutral White
		BF45	39x1W		LED Cool White
		BF46	59x1W		LED Cool White
		BF47	39x1W		LED Cool White
		BF48	59x1W		LED Cool White
		BF58	39x1W		LED Neutral White
		BF59	59x1W		LED Neutral White
		BF69	84x1W		LED Cool White
		BF70	98x1W		LED Cool White
		BF71	84x1W		LED Cool White
		BF75	84x1W		LED Neutral White
		BF76	98x1W		LED Neutral White
		BF72	98x1W		LED Cool White
<b>Lineluca LED</b>		BD65 BD66 BD69 BD70	28x1W 28x1W 28x1W 28x1W		LED Neutral White LED Warm White LED Neutral White LED Warm White

<b>Linealuce</b>		7862	14W	G5	T16
		7863	21W	G5	T16
		7864	28W	G5	T16
		7865	35W	G5	T16
		B857	21W	G5	T16
		B858	28W	G5	T16
		B859	35W	G5	T16
		B861	21W	G5	T16
		B862	28W	G5	T16
		B863	35W	G5	T16
		B865	21W	G5	T16
		B866	28W	G5	T16
		B867	35W	G5	T16
		<b>Woody a scarica</b>		7593	70W
<b>Maxiwoody</b>		5615	70W	G12	CDM-T
		5616	60W	PGZ12	CPO-TW
		5617	60W	PGZ12	CPO-TW
		5619	150W	G12	CDM-T
		5620	140W	PGZ12	CPO-TW
		5621	140W	PGZ12	CPO-TW
		5650	70W	G12	HIT (CDM-T)
		5651	70W	G12	HIT (CDM-T)
		5653	70W	E27	HST
		5684	70W	Rx7s	HIT-DE HST-DE
		5658	150W	G12	HIT (CDM-T)
		5659	150W	G12	HIT (CDM-T)
		5666	150W	Rx7s	HIT-DE HST-DE
		5669	250W	E40	HSE
		5670	250W	E40	HST


<b>Maxiwoody</b>		5672	400W	E40	HST
		5673	400W	E40	HIT
		5674	400W	E40	HSE
		5675	70W	G12	HIT (CDM-T)
		5676	70W	G12	HIT (CDM-T)
		5678	70W	E27	HST
		5685	70W	Rx7s	HIT-DE HST-DE
		5680	150W	G12	HIT (CDM-T)
		5681	150W	G12	HIT (CDM-T)
		5683	150W	Rx7s	HIT-DE HST-DE
<b>iRound</b>		BE59	150W	G12	HCI-T HIT CDM-T
		BE58	150W	G12	HIT CDM-T
		BE56	70W	G12	HCI-T HIT CDM-T
		BE57	70W	G12	HCI-T HIT CDM-T
		BE64	70W	G12	HIT CDM-T
		BE63	35W	G12	HCI-T
		<b>Laser</b>		BD30	70W
BD27	70W			G12	HIT CDM-T
BD28	70W			E27	HST HIT CDO-TT
BD26	35W			G12	HIT CDM-T
<b>Multiwoody</b>		5650	70W	G12	HIT (CDM-T)
		5651	70W	G12	HIT (CDM-T)
		5653	70W	E27	HST
		5684	70W	Rx7s	HIT-DE HST-DE
		5658	150W	G12	HIT (CDM-T)
		5659	150W	G12	HIT (CDM-T)

<b>Citywoody</b>		5675	70W	G12	HIT (CDM-T)
		5676	70W	G12	HIT (CDM-T)
		5678	70W	E27	HST
		5685	70W	Rx7s	HIT-DE HST-DE
		5680	150W	G12	HIT (CDM-T)
		5681	150W	G12	HIT (CDM-T)
		5683	150W	Rx7s	HIT-DE HST-DE
<b>Frameworkoody</b>		5650	70W	G12	HIT (CDM-T)
		5651	70W	G12	HIT (CDM-T)
		5653	70W	E27	HST
		5684	70W	Rx7s	HIT-DE HST-DE
		5675	70W	G12	HIT (CDM-T)
		5676	70W	G12	HIT (CDM-T)
		5678	70W	E27	HST
		5685	150W	Rx7s	HIT-DE HST-DE
		5658	150W	G12	HIT (CDM-T)
		5659	150W	G12	HIT (CDM-T)
		5666	150W	Rx7s	HIT-DE HST-DE
		5680	150W	G12	HIT (CDM-T)
		5681	150W	G12	HIT (CDM-T)
		5683	150W	Rx7s	HIT-DE HST-DE
<b>Colourwoody</b>		5758	150W	G12	HIT (CDM-T)
<b>Maxiwoody Compact</b>		6140	70W	G12	HCI-T HIT CDM-T
		6141	70W	G12	HCI-T HIT CDM-T
		6143	70W	G12	HCI-T HIT CDM-T
		6142	70W	G12	HIT CDM-T

		6139	35W	G12	HCI-T HIT CDM-T
		6138	35W	G12	HIT CDM-T
		B150	24x1W		LED Cool White
		B151	24x1W		LED Warm White
<b>Lavinia</b>		BD87	39x1W		LED Cool White
		BD88	59x1W		LED Cool White
		BD89	39x1W		LED Cool White
<b>Lavinia</b>		BD90	59x1W		LED Cool White
		BF04	39x1W		LED Neutral White
		BF05	59x1W		LED Neutral White
		BF07	84x1W		LED Cool White
		BF08	98x1W		LED Cool White
		BF09	84x1W		LED Cool White
		BF10	98x1W		LED Cool White
		BF15	84x1W		LED Neutral White
		BF16	98x1W		LED Neutral White
		BF62	39x1W		LED Neutral White
		BF63	59x1W		LED Neutral White
		BF65	84x1W		LED Cool White
		BF66	98x1W		LED Cool White
		BF67	84x1W		LED Cool White
		BF68	98x1W		LED Cool White
		BF73	84x1W		LED Neutral White
		BF74	98x1W		LED Neutral White
		BF53	39x1W		LED Cool White
		BF54	59x1W		LED Cool White
		BF55	6x1W		LED Cool White
		BF56	59x1W		LED Cool White
		B214	250W	E40	HST
		B215	400W	E40	HIT (Philips)
		B217	250W	Fc2	HST-DE

		B413	70W	Rx7s	HIT-DE HST-DE
		B414	70W	E27	HST
		B420	140W	PGZ12	HST (CPO-TW)
		B415	150W	Rx7s	HIT-DE HST-DE
		B416	250W	G12	HIT (CDM-T)
		B425	70W	Rx7s	HIT-DE HST-DE
		B426	70W	E27	HST HST (CPO-TW)
		B432	140W	PGZ12	HIT-DE HST-DE
		B427	150W	Rx7s	HIT (CDM-T)
		B428	250W	G12	HST HIT (CDO-TT)
		B411	100W	E40	HST HIT (CDO-TT)
		B412	150W	E40	HST HIT (CDO-TT)
<b>iRoad</b>		B403	70W	Rx7s	HIT-DE HST-DE
		B404	150W	Rx7s	HIT-DE HST-DE
		B406	140W	PGZ12	HST (CPO-TW)
		B405	250W	G12	HIT (CDM-T)
		B407	70W	Rx7s	HIT-DE HST-DE
		B408	150W	Rx7s	HIT-DE HST-DE
		B410	140W	PGZ12	HST (CPO-TW)
		B409	250W	G12	HIT (CDM-T)
<b>Crown</b>		BG54	50W	E27	HST HIT-CE
		BG55	70W	E27	HST HIT-CE
		BG56	100W	E40	HST HIT-CE
		BG57	150W	E40	HST HIT-CE

	BG58	250W	E40	HST HIT-CE
	BG59	60W	PGZ12	CPO-TW
	BG60	90W	PGZ12	CPO-TW
	BG65	70W	Rx7s	HST-DE HIT-DE HIT-DE-CE
	BG66	150W	Rx7s	HST-DE HIT-DE HIT-DE-CE
	BG67	250W	G12	HIT-CE
	BG68	250W	E40	HST HIT-CE
	BG69	60W	PGZ12	CPO-TW
	BG70	90W	PGZ12	CPO-TW
	BG71	70W	G12	HIT-CE
	BG73	150W	G12	HIT-CE
	BG74	250W	G12	HIT-CE
	BG75	250W	E40	HST HIT-CE
	BG76	70W	E27	HST HIT-CE
	BG77	150W	E40	HSE HIE-CE
	BG78	60W	PGZ12	CPO-TW
	BG79	90W	PGZ12	CPO-TW
	BG95	100W		LED Neutral White
	BG61	50W		LED Neutral White
	BG62	70W		LED Neutral White
	BG63	101W		LED Neutral White
	BG64	105W		LED Neutral White
	BG80	56W		LED Fortimo 4000K
	BG81	59W		LED Fortimo 4000K

Serie		Codice	Potenza	Attacco	Lampada
W-Saving		G880	230W		121-138 mm
		G881	220W		121-138 mm
		G882	230W		139-160 mm
		G883	220W		139-160 mm
		G884	230W		161-194 mm
		G885	220W		161-194 mm

Massimo Gattari  
Direttore Progettazione